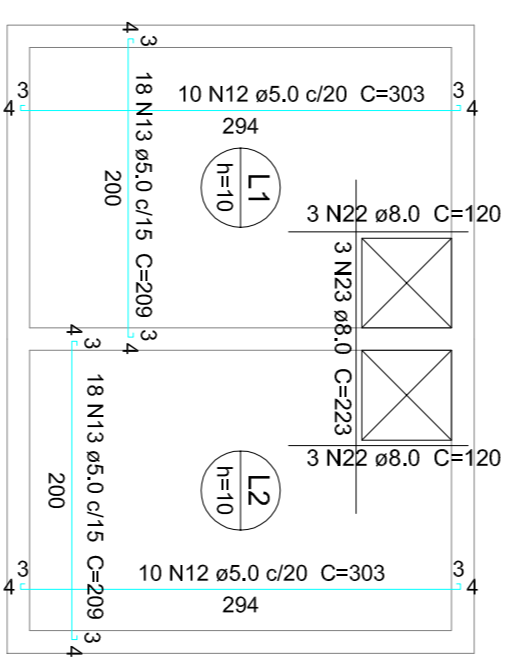
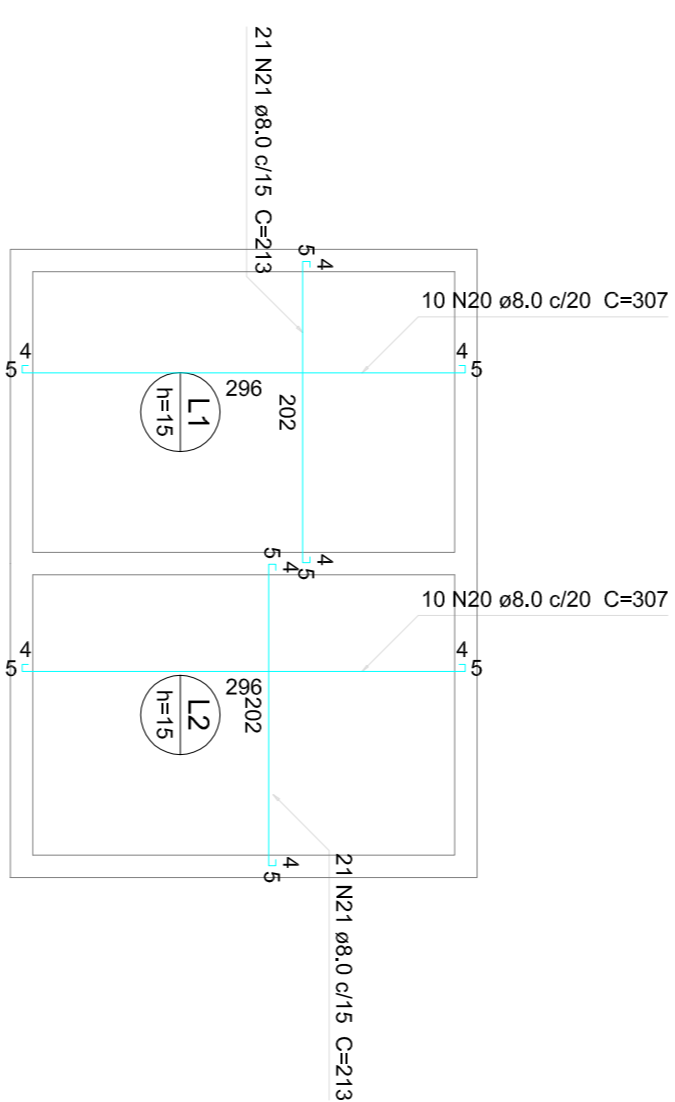


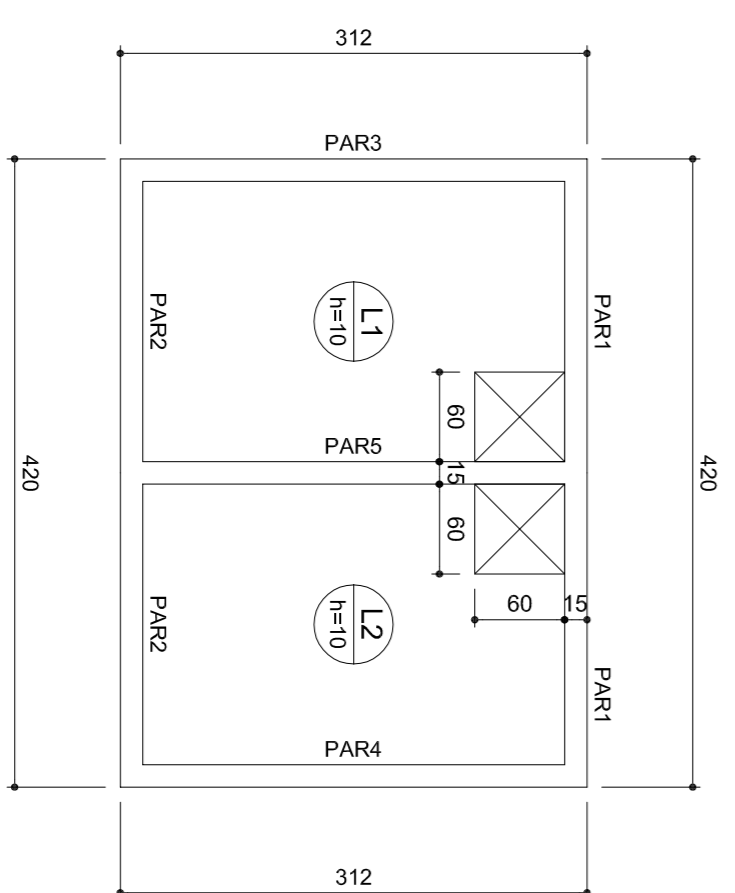
Planta (1395.0)
escala 1:25



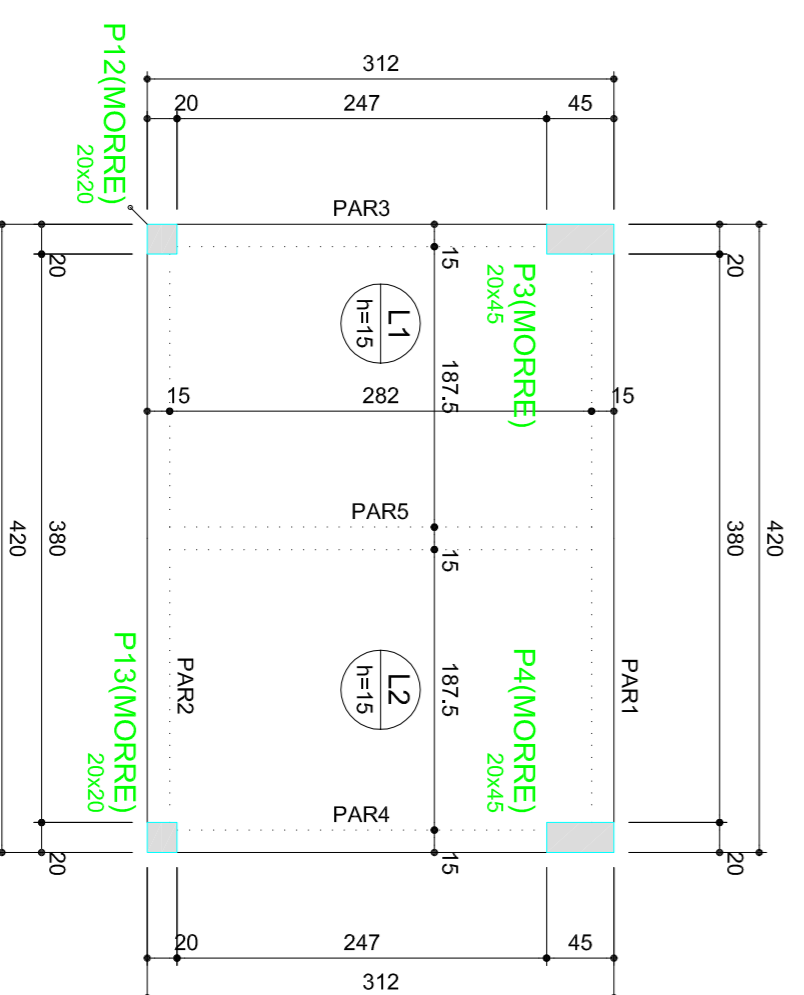
TAMPA
escala 1:50



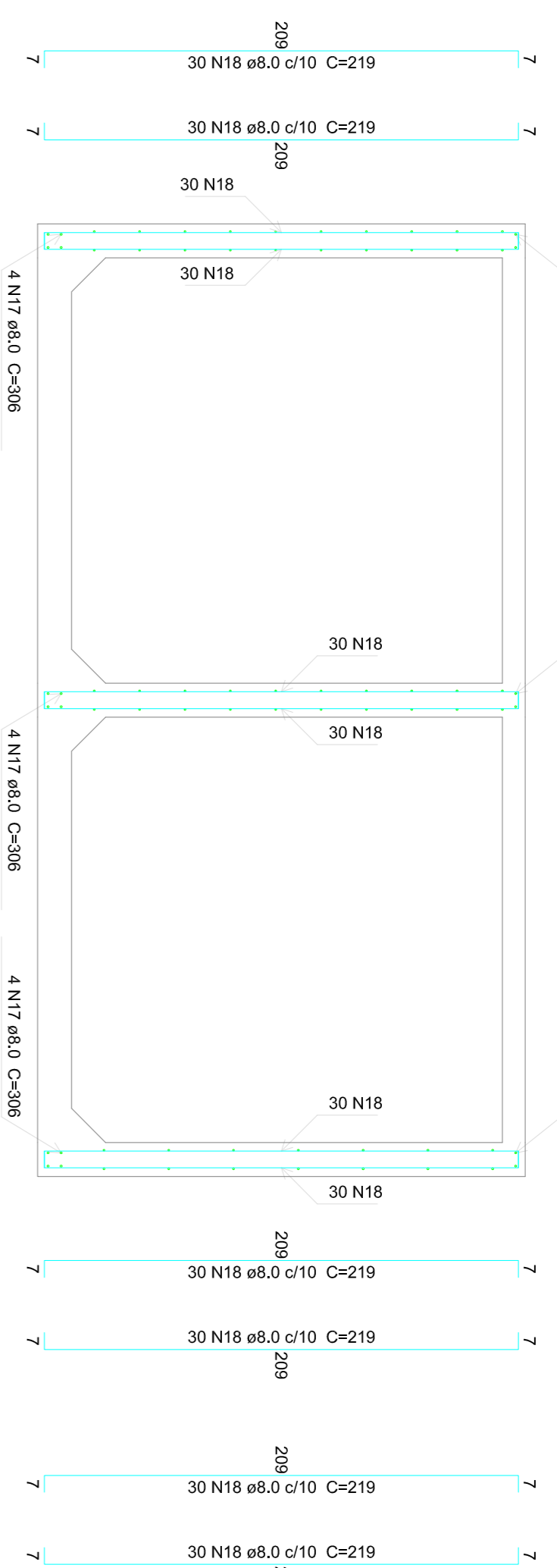
FUNDO
escala 1:50




TAMPA
escala 1:50



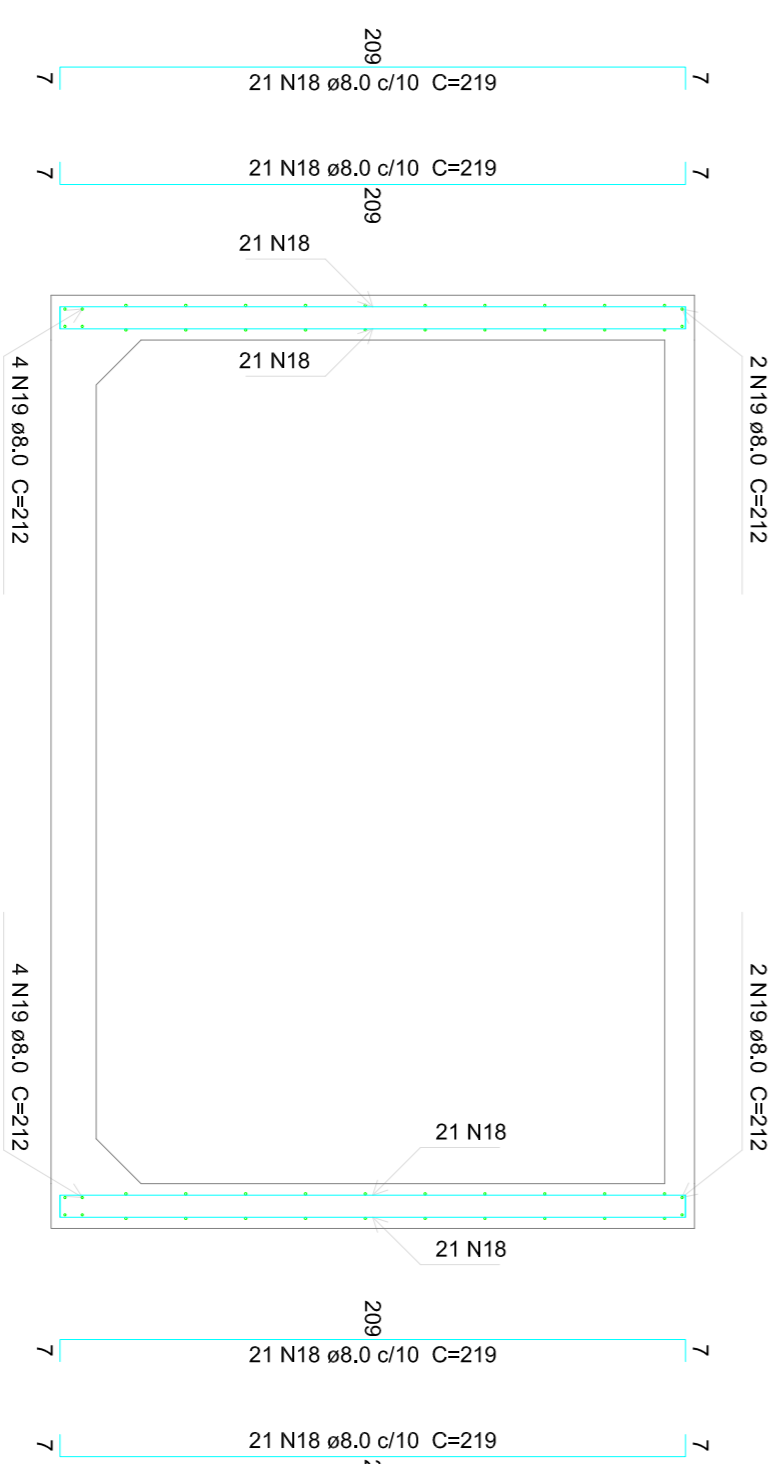
FUNDO
escala 1:50



Corte A-A
escala 1:25



Corte B-B
escala 1:25



Corte C-C
escala 1:25

Relação do aço

ACO	N	DIAM (mm)	QUANT	CUNTA (cm)	C.TOTAL (cm)
CA80	12	8.0	20	303	6060
CA80	13	8.0	20	77	1540
CA80	14	8.0	24	209	5016
CA80	15	8.0	40	428	17120
CA80	16	8.0	60	320	19200
CA80	17	8.0	18	306	5508
CA80	18	8.0	348	219	76212
CA80	19	8.0	20	307	6140
CA80	20	8.0	42	213	8946
CA80	21	8.0	6	120	720
CA80	22	8.0	3	223	669

Resumo do aço

ACO	DIAM (mm)	C.TOTAL (m)	QUANT + 5 % (Barras)	PESO + 5 % (kg)
CA80	8.0	1448.2	127	598,2
CA80	8.0	138,9		22
TOTAL				620,2

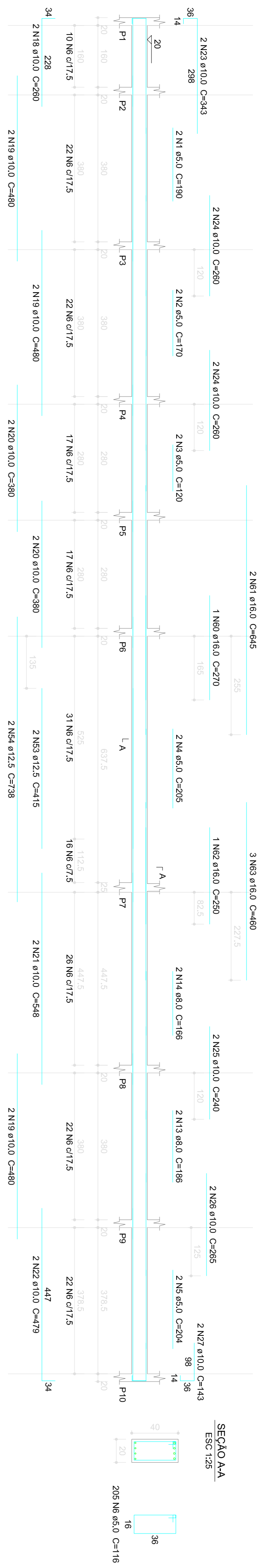
Volume de concreto (C20) = 7,75 m³
Área de forma = 81,74 m²

Revisões da planilha			
X	XXXXX	XXXXX	XXXXXXXX
X	XXXXX	XXXXX	XXXXXXXX
X	XXXXX	XXXXX	XXXXXXXX
↔	↔	↔	↔
Nº	Comentário	Alter	Data

Nota:
Deve-se ser conferidos os cortes no obra.
Deve-se providenciar as cotas sobre os desenhos.

		PREFEITURA MUNICIPAL DE VIÇOSA DO CEARA CONSTRUÇÃO DO VIÇOSA PREV	
PROJETO ESTRUTURAL RBR - TECNICO		FELIPE CAVALCANTE GOMES LETTE - CREA 13292 D CE	
PROJETO ESTRUTURAL		VIÇOSA PREV	
ASSINTEC - ARQUITETURA E ENGENHARIA RUA PROFESSORA ANA MARIA S/N - VIÇOSA, CE		DATA: MAIO/ 2017 PR 23 /24	

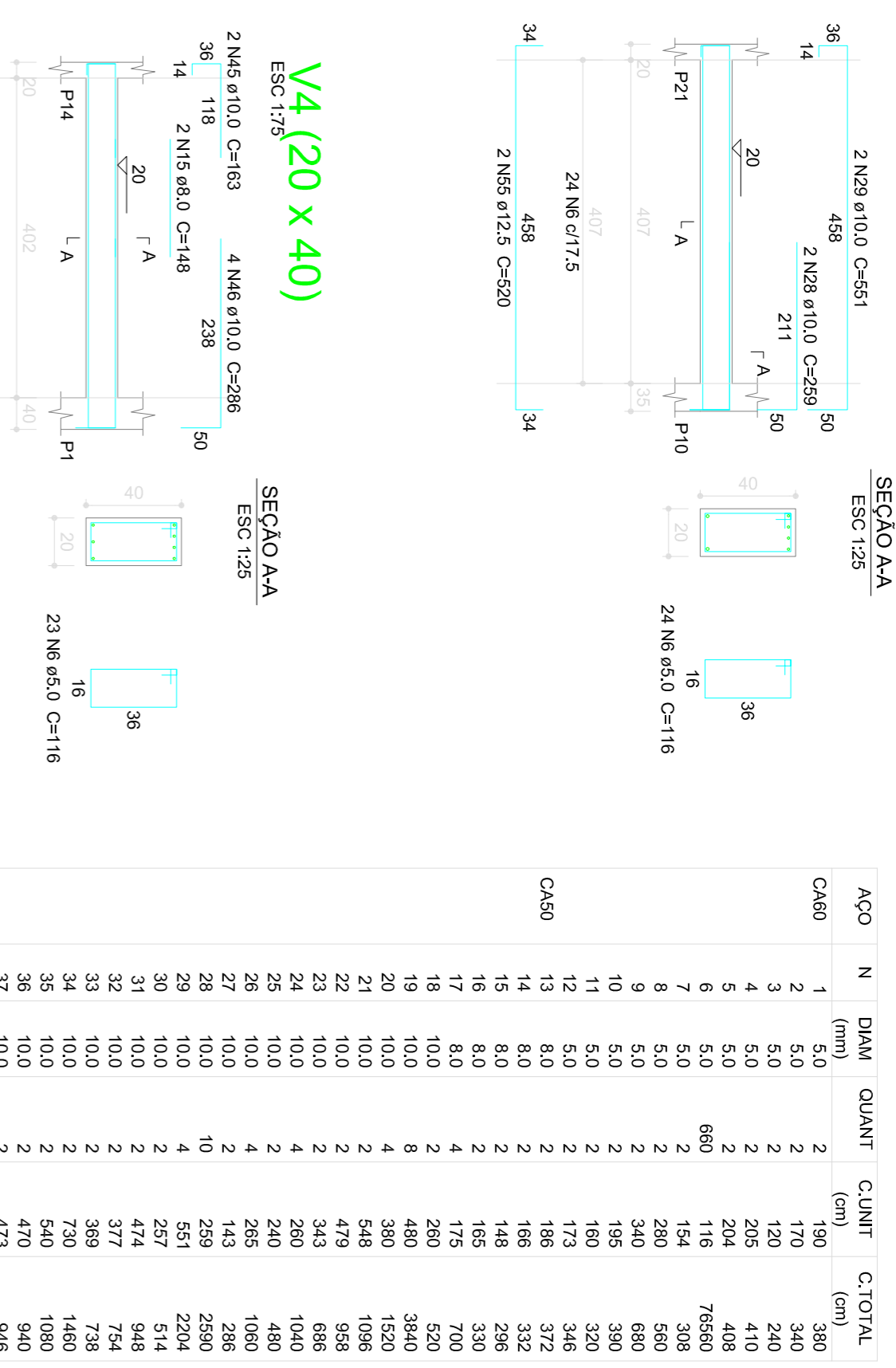
V1 (20 x 40)




Relação do aço

AÇO	N	DIAM	QUANT	CUMT	C/TOTAL
C460	1	5,0	2	170	340
	2	5,0	2	120	240
	3	5,0	2	205	410
	4	5,0	2	204	408
	5	5,0	680	3400	7680
	6	5,0	2	116	232
	7	5,0	2	258	516
	8	5,0	2	340	680
	9	5,0	2	185	370
	10	5,0	2	180	360
	11	5,0	2	173	346
	12	5,0	2	188	376
	13	8,0	2	148	296
	14	8,0	2	185	370
	15	8,0	2	175	350
	16	8,0	4	715	1430
	17	8,0	4	775	1550
	18	10,0	2	280	560
	19	10,0	8	480	960
	20	10,0	4	200	400
	21	10,0	2	548	1096
	22	10,0	2	479	958
	23	10,0	2	343	686
	24	10,0	4	280	560
	25	10,0	4	280	560
	26	10,0	2	240	480
	27	10,0	2	240	480
	28	10,0	2	143	286
	29	10,0	10	259	2590
	30	10,0	2	551	2204
	31	10,0	2	474	948
	32	10,0	2	257	514
	33	10,0	2	389	778
	34	10,0	2	720	1440
	35	10,0	2	640	1280
	36	10,0	2	470	940
	37	10,0	2	473	946
	38	10,0	2	470	940
	39	10,0	2	150	300
	40	10,0	1	170	340
	41	10,0	1	690	1380
	42	10,0	2	270	540
	43	10,0	2	173	346
	44	10,0	3	321	642
	45	10,0	4	286	1144
	46	10,0	4	286	1144
	47	10,0	4	188	752
	48	10,0	4	221	884
	49	10,0	4	372	1488
	50	10,0	4	276	1104
	51	10,0	2	276	552
	52	10,0	1	537	537
	53	12,5	2	415	830
	54	12,5	2	738	1476
	55	12,5	14	520	7280
	56	12,5	2	434	868
	57	12,5	2	434	868
	58	12,5	2	283	566
	59	12,5	2	371	742
	60	16,0	1	270	270
	61	16,0	1	645	1290
	62	16,0	1	230	230
	63	16,0	2	420	840
	64	16,0	4	537	2148
	65	16,0	4	304	1216

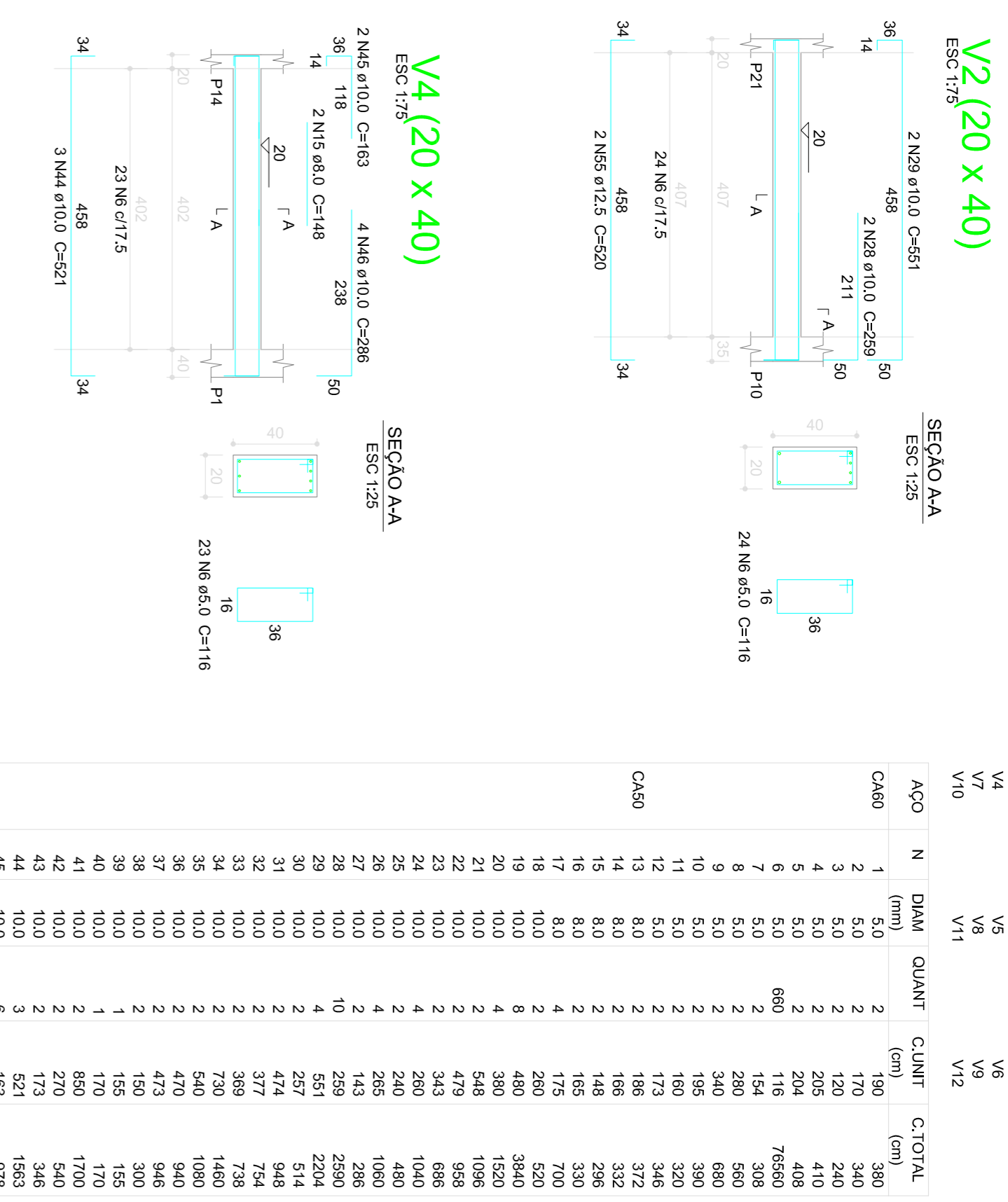
V2 (20 x 40)



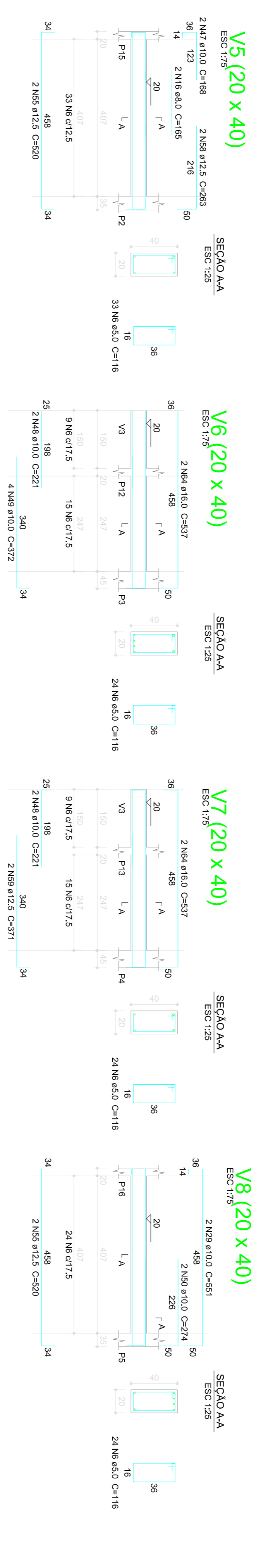
V3 (20 x 40)



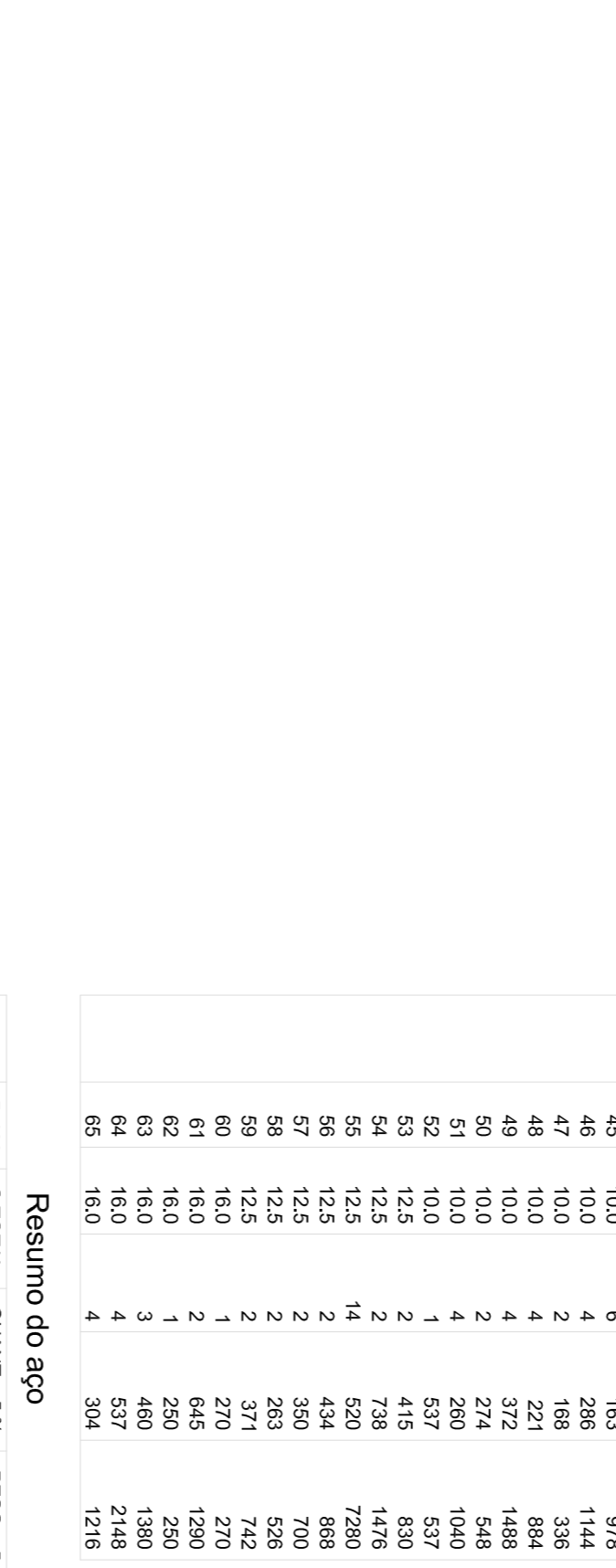
V4 (20 x 40)



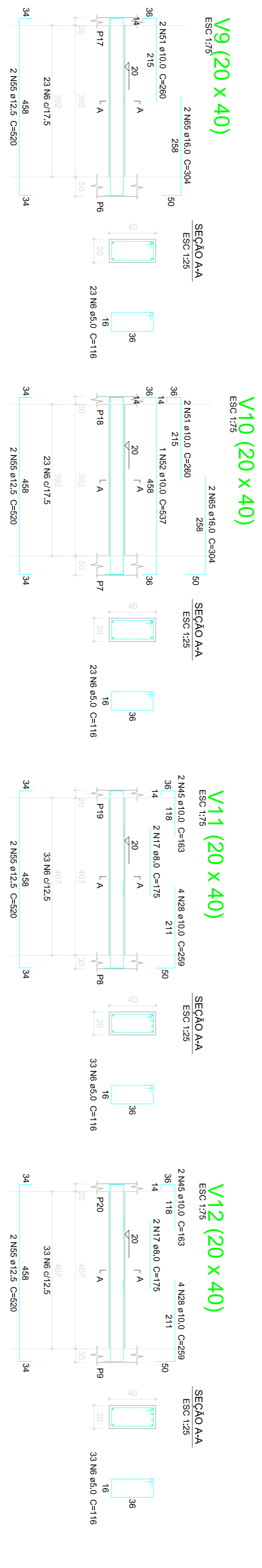
V5 (20 x 40)



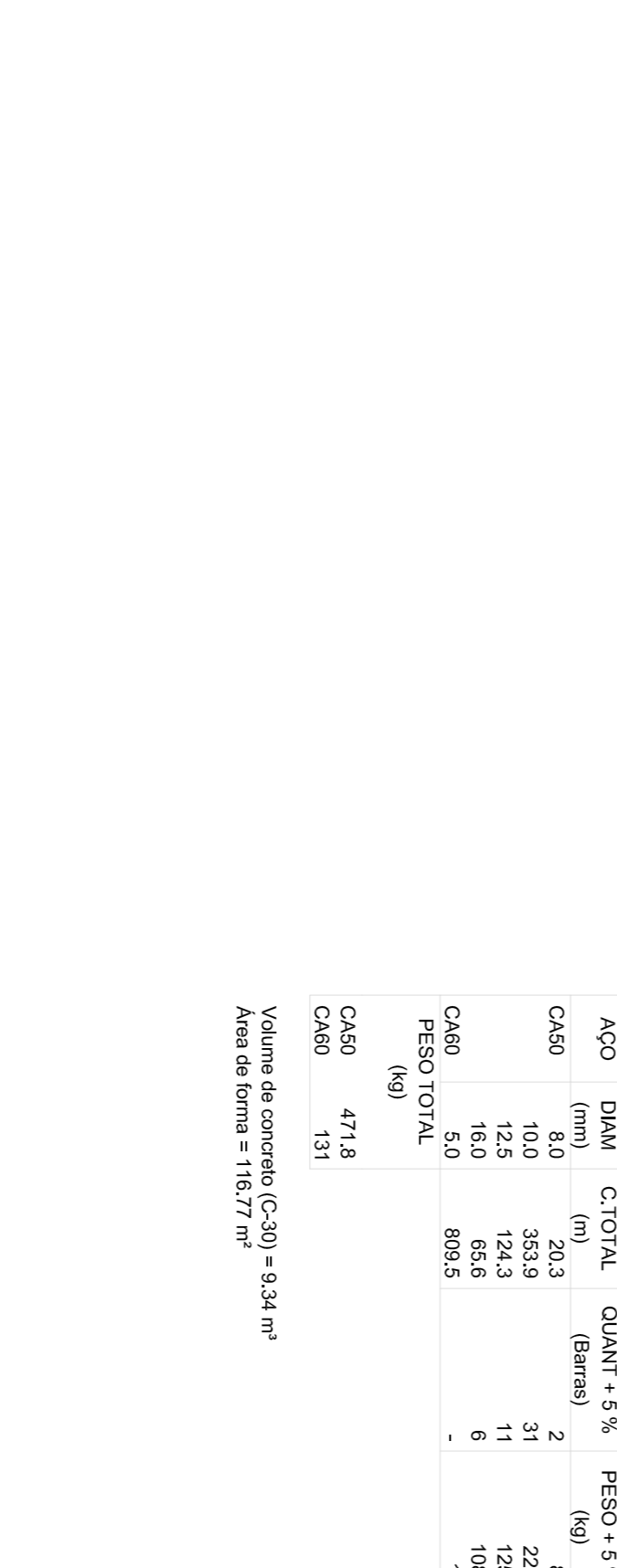
V6 (20 x 40)



V7 (20 x 40)




V8 (20 x 40)



V9 (20 x 40)




V10 (20 x 40)



V11 (20 x 40)



V12 (20 x 40)



Resumo do aço

AÇO	DIAM	C TOTAL	QUANT +5 %	PESO +5 %
C460	8,0	20,3	2	8,4
	10,0	353,9	31	229,1
	12,5	24,3	11	125,6
	16,0	68,6	6	108,6
C460	16,0	89,5	6	131
PESO TOTAL				537
C460	47,1,8			
C460	131			
Volume de concreto (C=30) = 9,34 m³				
Área de forma = 116,77 m²				

Revisões da prancha

Nº	Comentário	Autor	Data
X	XXXXX	XXXXX	XXXXXX
X	XXXXX	XXXXX	XXXXXX
X	XXXXX	XXXXX	XXXXXX
X	XXXXX	XXXXX	XXXXXX

Nota:
Deve-se ser contidos os cotos no otop.
Deve-se providenciar as cotas sobre os desenhos.

PROJETO ESTRUTURAL

FELIPE CAVALCANTE GOMES LETTE - CREA 13.292 D CE

PREFEITURA MUNICIPAL DE VIÇOSA DO CEARÁ

VICOSA DO CEARÁ

CONSTRUÇÃO DO VIÇOSA PREV

PROJETO ESTRUTURAL

VIÇOSA PREV

DATA: MAIO/2017

PR 7 /24

Relação do aço

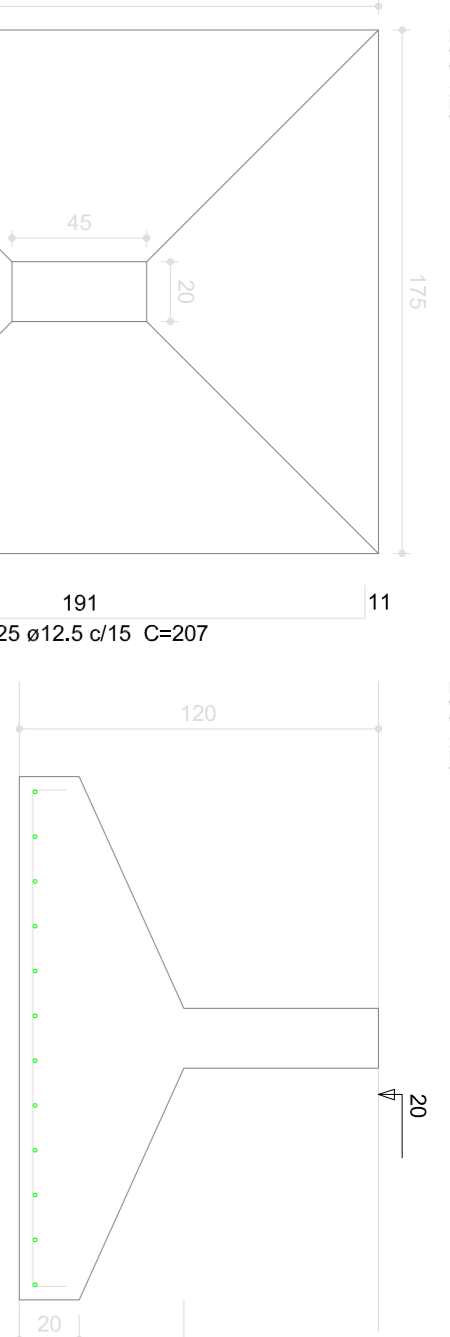
ACO	N	DIAM (mm)	QUANT	CLINT (cm)	COTOTAL (cm)	PESO + 5% (kg)
CA60	1	6,0	12	110	1320	14,2
	2	6,0	5	95	475	5,1
	3	6,0	31	100	3100	33,6
	4	6,0	10	105	1050	11,4
	5	6,0	10	105	1050	11,4
	6	6,0	15	80	1200	13,0
	7	6,0	9	135	1215	13,1
	8	8,0	28	129	3612	39,3
	9	8,0	34	144	4896	52,6
	10	8,0	20	104	2080	22,5
	11	8,0	20	104	2080	22,5
CA60	12	8,0	45	164	7380	79,9
	13	8,0	15	204	3060	33,1
	14	8,0	15	154	2310	24,9
	15	8,0	13	124	1612	17,3
	16	8,0	13	143	1689	18,1
	17	10,0	17	173	2942	31,9
	18	10,0	17	283	4471	48,1
	19	10,0	36	173	6228	67,2
	20	10,0	32	188	6016	65,0
	21	10,0	10	218	2180	23,4
	22	12,5	28	177	4602	49,3
	23	12,5	13	182	2386	25,7
	24	12,5	12	207	2484	26,7
	25	12,5	15	197	2555	27,5
	26	12,5	15	227	3405	36,5
	27	12,5	17	227	3921	42,1
	28	12,5	17	392	6664	
CA60						543,3
CA60						21,3

Resumo do aço

ACO	DIAM (mm)	COTOTAL (m)	QUANT + 5%	PESO + 5% (kg)
CA60	6,0	238,6	92	1008,5
CA60	8,0	277,3	25	280,5
CA60	6,0	91,3	-	21,3
CA60				1309,3

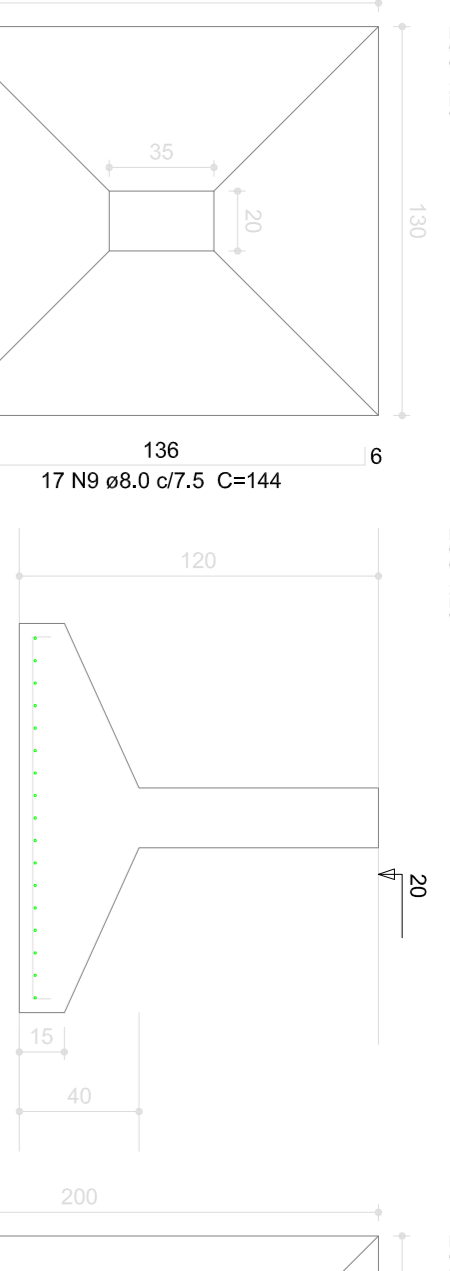
Volume de concreto (C=30) = 18,88 m³
 Área da forma = 29,56 m²

S3



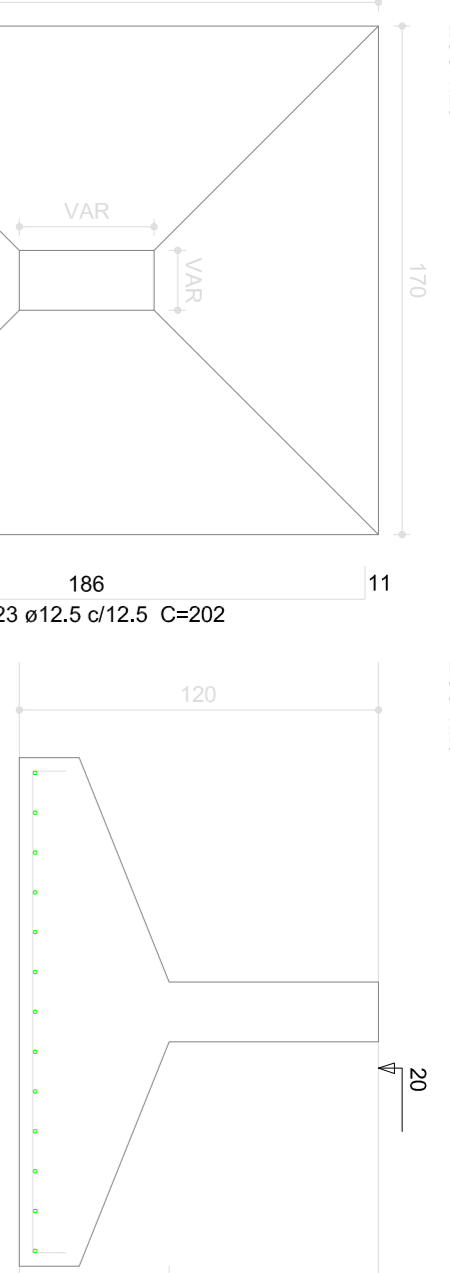
S3
 PLANTA
 ESC: 1/25
 CORTE
 ESC: 1/25

S2=S10

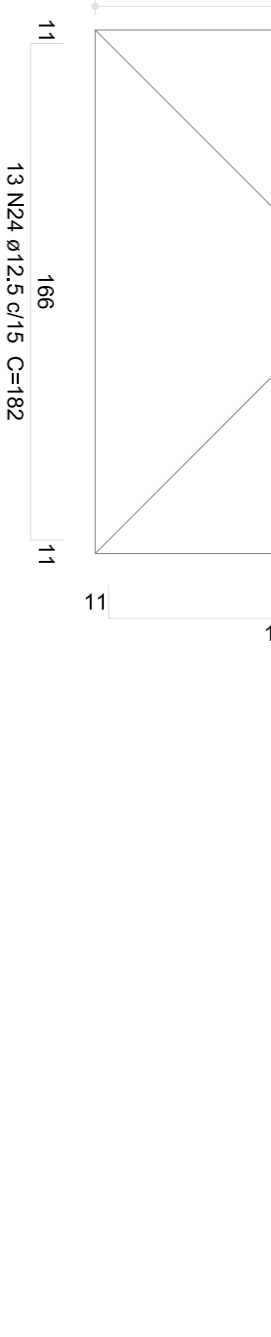


S2=S10
 PLANTA
 ESC: 1/25
 CORTE
 ESC: 1/25

S1=S4



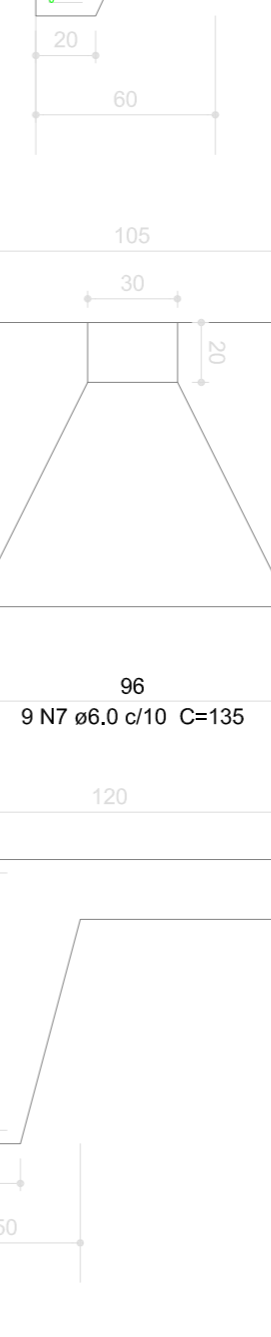
S1=S4
 PLANTA
 ESC: 1/25
 CORTE
 ESC: 1/25



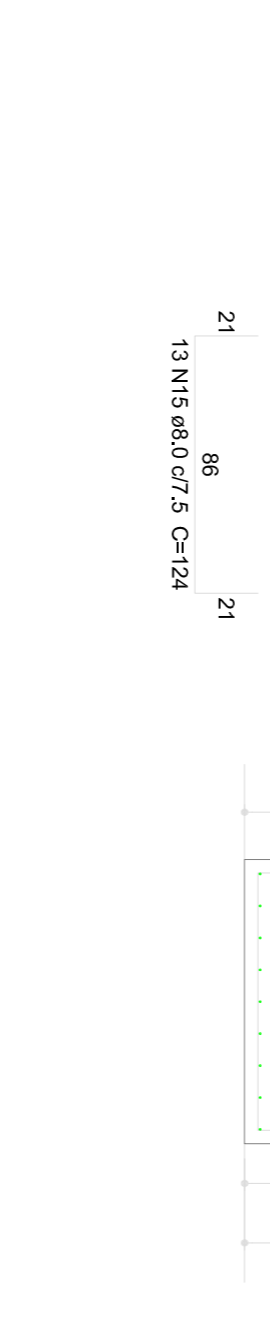
S3
 PLANTA
 ESC: 1/25
 CORTE
 ESC: 1/25



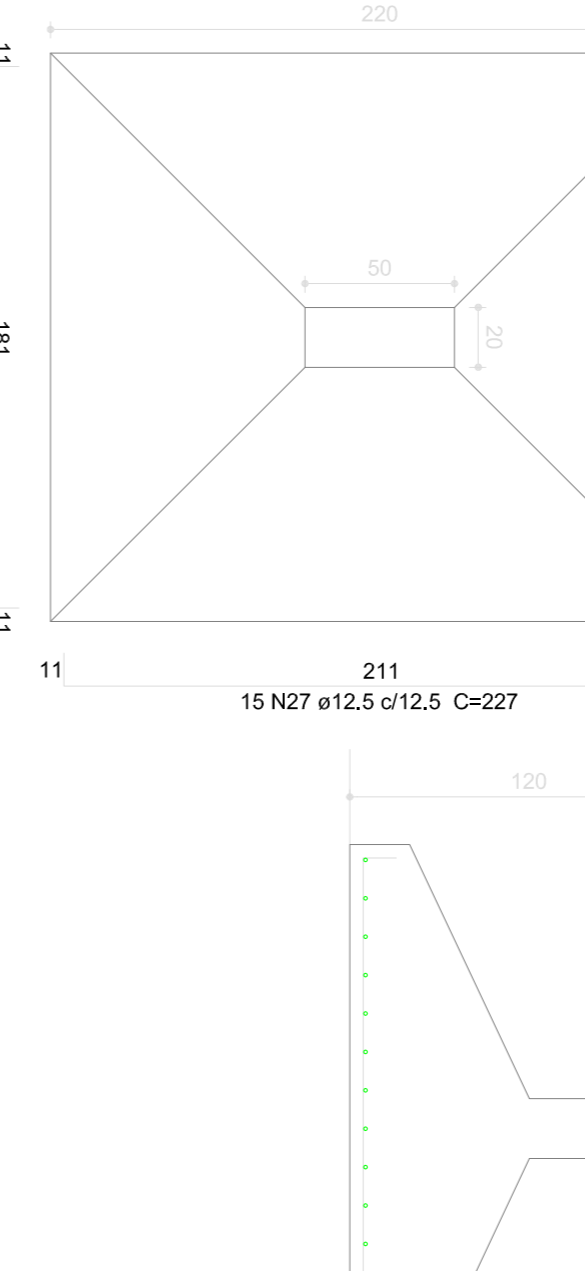
S21
 PLANTA
 ESC: 1/25
 CORTE
 ESC: 1/25



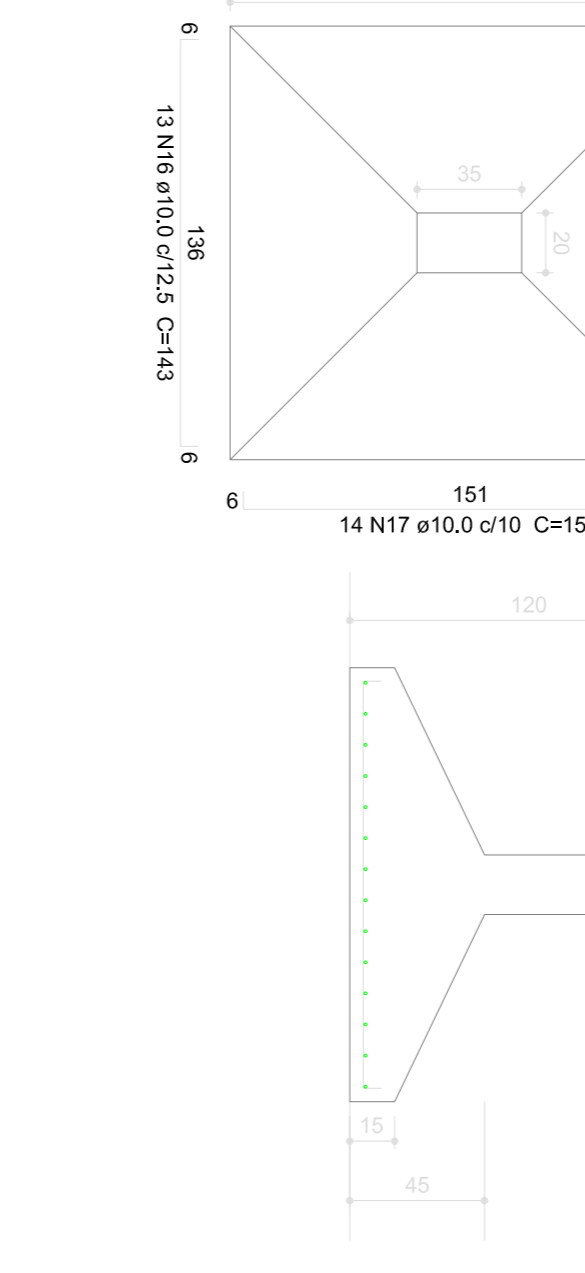
S6
 PLANTA
 ESC: 1/25
 CORTE
 ESC: 1/25



S6
 PLANTA
 ESC: 1/25
 CORTE
 ESC: 1/25

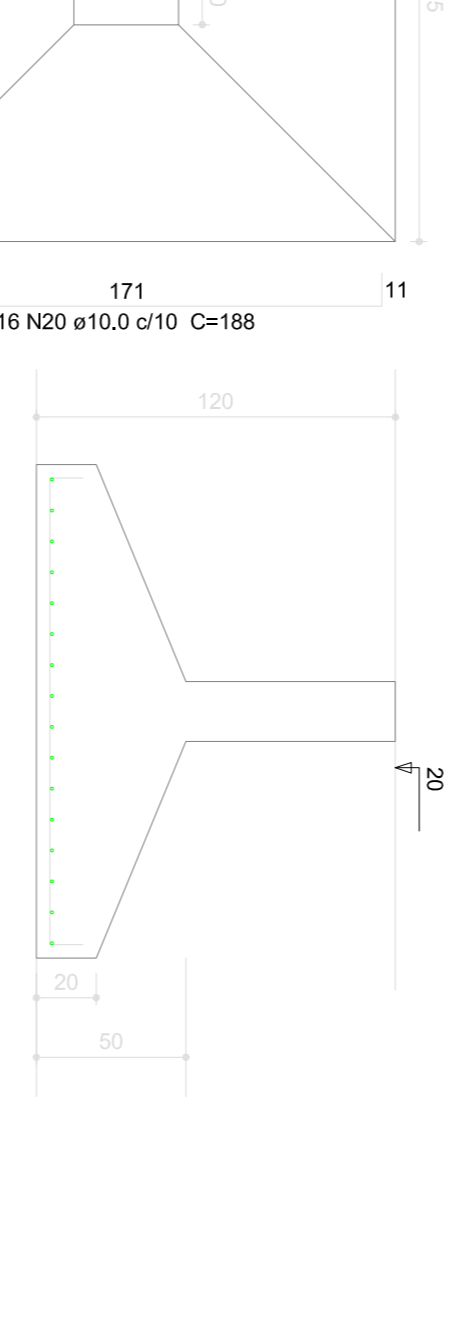


S6
 PLANTA
 ESC: 1/25
 CORTE
 ESC: 1/25

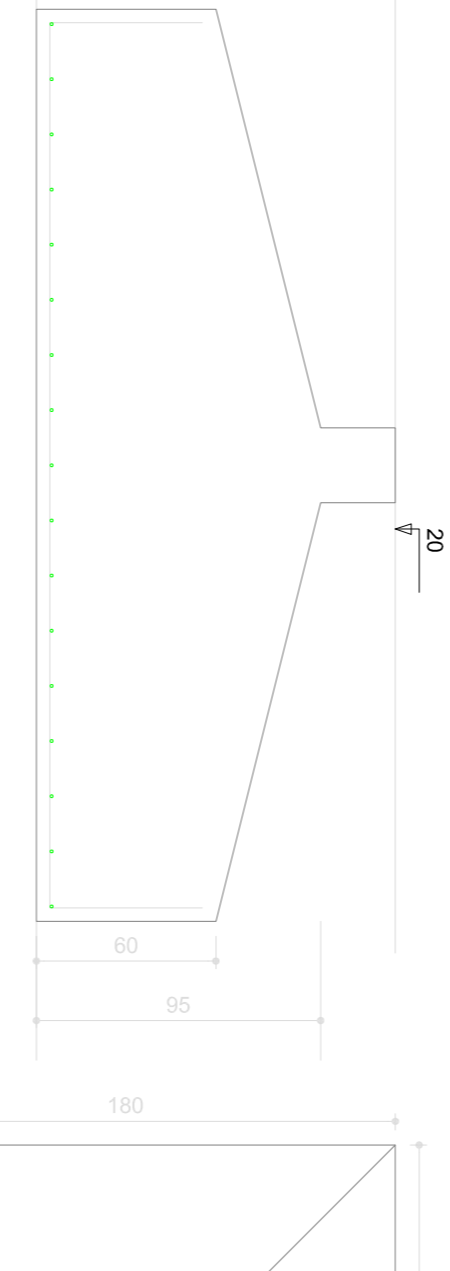


S5
 PLANTA
 ESC: 1/25
 CORTE
 ESC: 1/25


S6=S9



S6=S9
 PLANTA
 ESC: 1/25
 CORTE
 ESC: 1/25



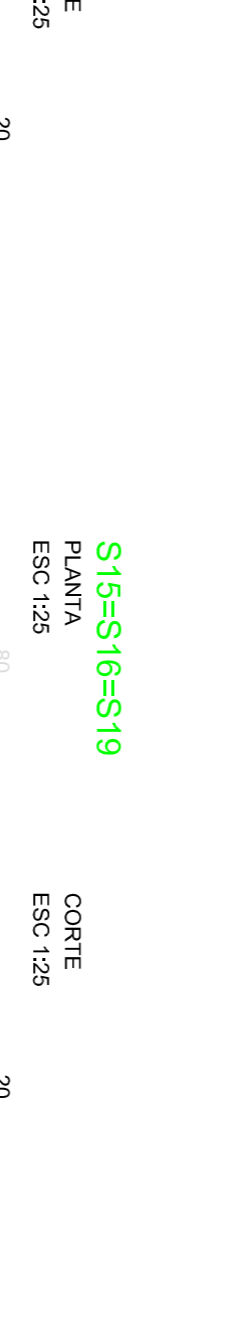
S7
 PLANTA
 ESC: 1/25
 CORTE
 ESC: 1/25




S15
 PLANTA
 ESC: 1/25
 CORTE
 ESC: 1/25



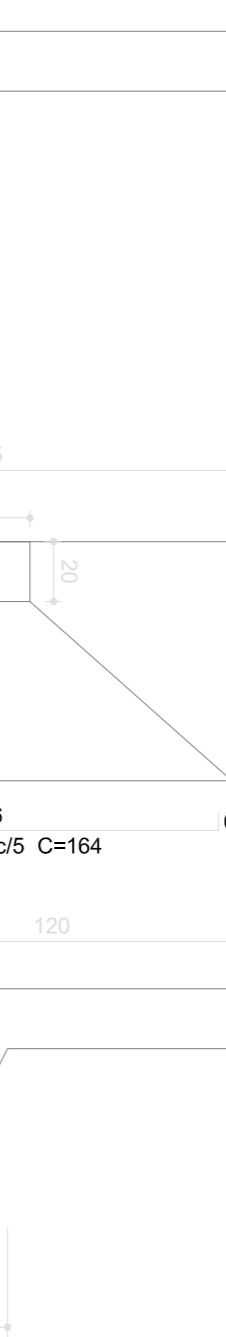
S12
 PLANTA
 ESC: 1/25
 CORTE
 ESC: 1/25



S14
 PLANTA
 ESC: 1/25
 CORTE
 ESC: 1/25



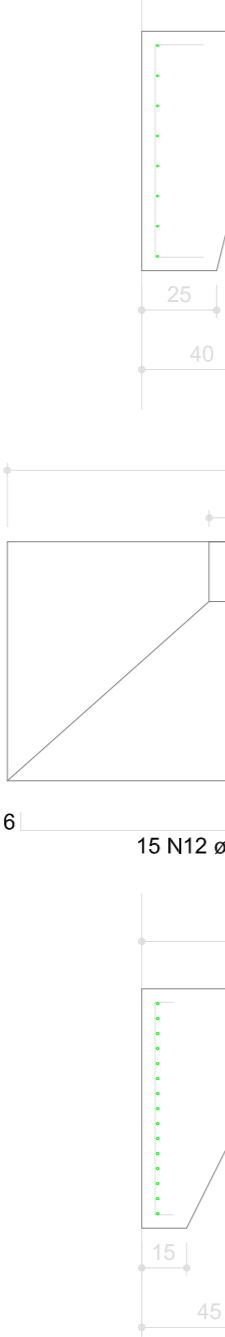
S13
 PLANTA
 ESC: 1/25
 CORTE
 ESC: 1/25



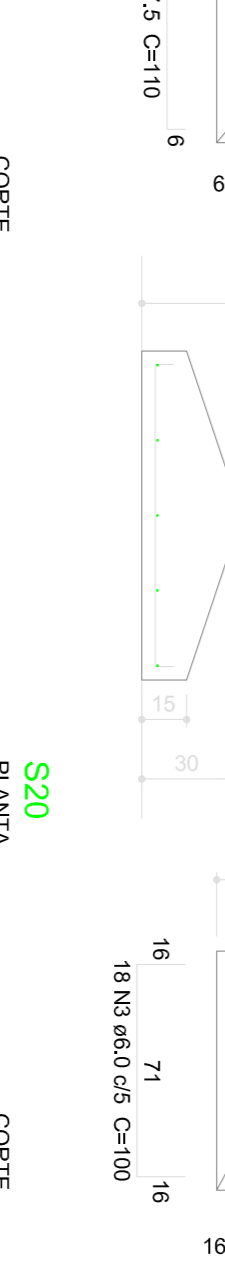
S16
 PLANTA
 ESC: 1/25
 CORTE
 ESC: 1/25



S17
 PLANTA
 ESC: 1/25
 CORTE
 ESC: 1/25




S18
 PLANTA
 ESC: 1/25
 CORTE
 ESC: 1/25



S18
 PLANTA
 ESC: 1/25
 CORTE
 ESC: 1/25




S20
 PLANTA
 ESC: 1/25
 CORTE
 ESC: 1/25



S17
 PLANTA
 ESC: 1/25
 CORTE
 ESC: 1/25



S18
 PLANTA
 ESC: 1/25
 CORTE
 ESC: 1/25



S18
 PLANTA
 ESC: 1/25
 CORTE
 ESC: 1/25



S18
 PLANTA
 ESC: 1/25
 CORTE
 ESC: 1/25



S18
 PLANTA
 ESC: 1/25
 CORTE
 ESC: 1/25



S18
 PLANTA
 ESC: 1/25
 CORTE
 ESC: 1/25



S18
 PLANTA
 ESC: 1/25
 CORTE
 ESC: 1/25



S18
 PLANTA
 ESC: 1/25
 CORTE
 ESC: 1/25

Revisões da prancha

Nº	Comentário	Autor	Data
X	XXXXXX	XXXXXX	XXXXXX
X	XXXXXX	XXXXXX	XXXXXX
X	XXXXXX	XXXXXX	XXXXXX

Nota:
 Deve-se ser contidos os cortes no obra.
 Deve-se providenciar as cotas sobre os desenhos.

PROJETO ESTRUTURAL
 R88-102000
 FELIPE CAVALCANTE CORRÊA LEITE - CREIA 13292 D CE

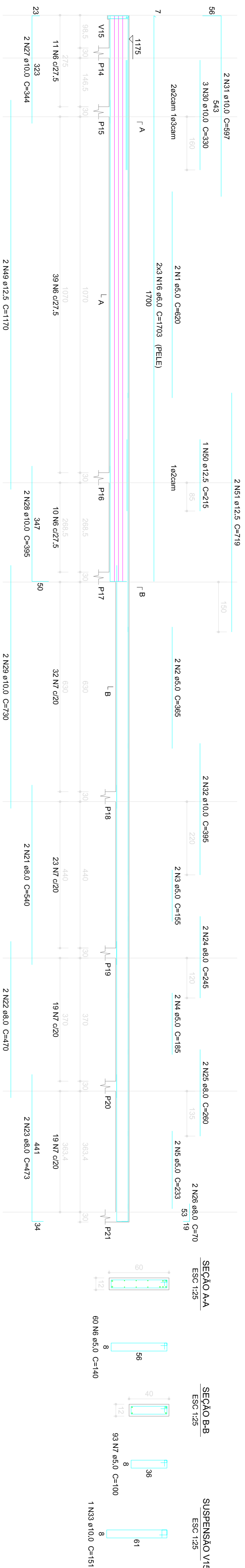
PREFETURA MUNICIPAL DE VIÇOSA DO CEARÁ
 VIÇOSA DO CEARÁ
 CONSTRUÇÃO DO VIÇOSA PREV

PROJETO ESTRUTURAL
 VIÇOSA PREV
 DATA: MAIO/ 2017
 PR: 02 /24

PROFESSOR:
 RUA PROFESSORA ANA MARIA, S/N - VIÇOSA, CE

V13 (var)

ESC 1:75



Relação do aço

ESC 1:75

AÇO	N	DIAM (mm)	QUANT	CUMT (mm²)	C/TOTAL (mm²)	
CA50	1	5,0	2	365	730	
	2	5,0	2	155	310	
	3	5,0	2	185	370	
	4	5,0	2	233	466	
	5	5,0	2	60	140	
	6	5,0	2	140	280	
	7	5,0	2	170	340	
	8	5,0	2	68	136	
	9	5,0	35	150	5250	
	10	5,0	2	158	316	
	11	5,0	2	158	316	
	12	5,0	65	158	13280	
	13	5,0	8	203	1624	
	14	5,0	8	186	1528	
	15	5,0	8	1703	10218	
	16	6,0	6	533	3198	
	17	6,0	6	185	1485	
	18	6,0	9	185	1485	
	19	6,0	9	185	1485	
	20	6,0	30	68	2040	
	21	8,0	30	540	1080	
	22	22	8,0	2	470	1080
	23	23	8,0	2	473	946
24	24	8,0	2	245	490	
25	25	8,0	2	270	540	
26	27	8,0	2	70	140	
27	27	10,0	2	344	688	
28	28	10,0	2	395	790	
29	28	10,0	2	730	1460	
30	30	10,0	3	330	990	
31	30	10,0	3	395	1185	
32	32	10,0	2	385	770	
33	33	10,0	4	151	604	
34	34	10,0	4	311	1244	
35	35	10,0	2	311	622	
36	36	10,0	2	315	630	
37	38	10,0	3	220	840	
38	38	10,0	3	250	900	
39	39	10,0	3	343	1029	
40	40	10,0	3	286	858	
41	40	10,0	3	153	612	
42	42	10,0	4	530	2120	
43	42	10,0	6	69	276	
44	43	10,0	6	69	276	
45	45	10,0	4	303	1212	
46	46	10,0	4	529	2116	
47	47	10,0	3	338	1014	
48	48	10,0	2	58	116	
49	48	10,0	2	110	220	
50	48	12,5	1	719	2844	
51	48	12,5	2	719	1428	
52	52	12,5	4	135	540	
53	53	16,0	2	385	770	
54	54	16,0	3	628	1884	
55	54	16,0	2	370	740	
56	54	16,0	3	57	1455	
57	54	16,0	3	485	1455	
58	58	16,0	4	683	2732	

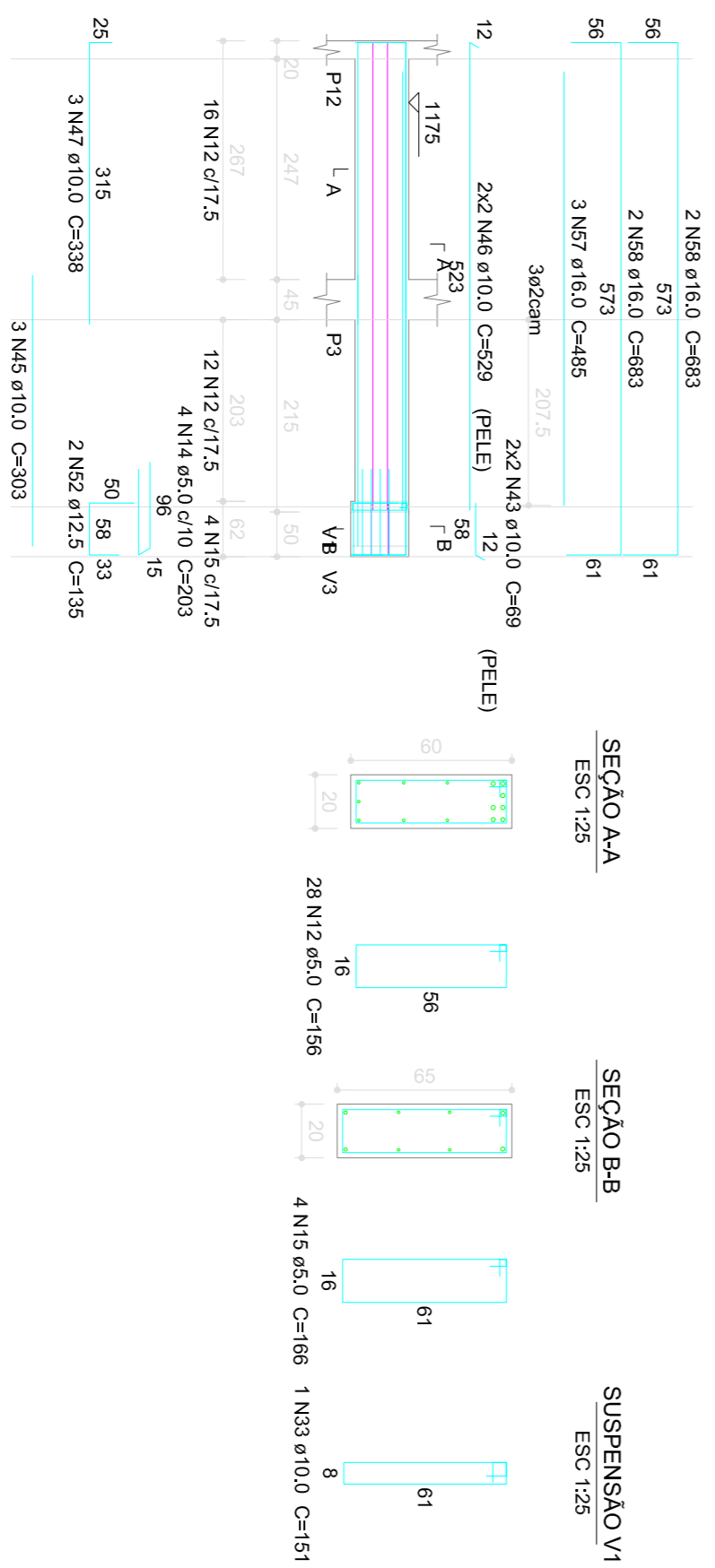
Resumo do aço

AÇO	DIAM (mm)	C.TOTAL (mm)	QUANT +5 % (Barras)	PESO +5 % (kg)
CA50	8,0	41,2	4	17,1
CA50	10,0	234,1	21	151,5
CA50	12,5	45,4	4	45,9
CA60	16,0	489,5	6	146,2
CA60	6,0	179,5	-	41,8
PESO TOTAL				418
CA50	325,8			
CA60	112,3			

Volume de concreto (C=30) = 4,96 m³
Área de forma = 77,97 m²

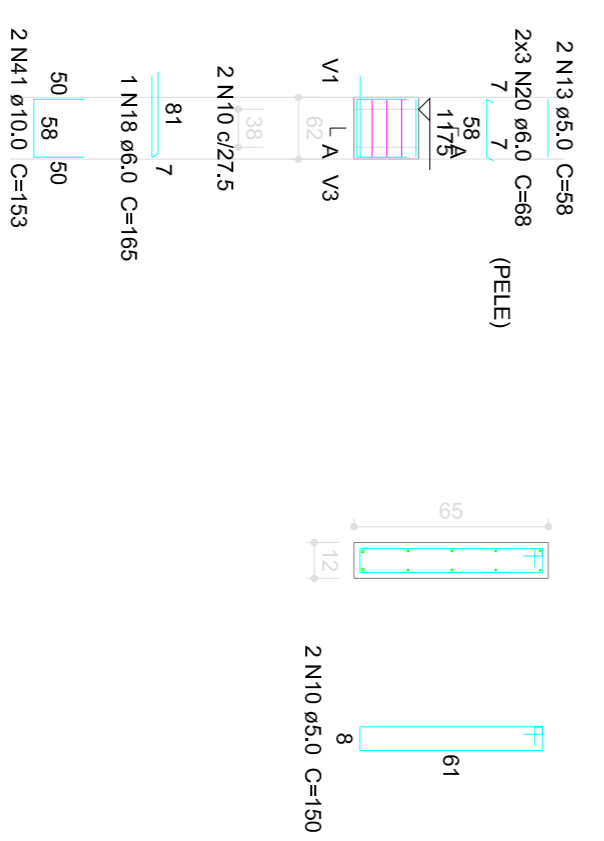
V21 (var)

ESC 1:75



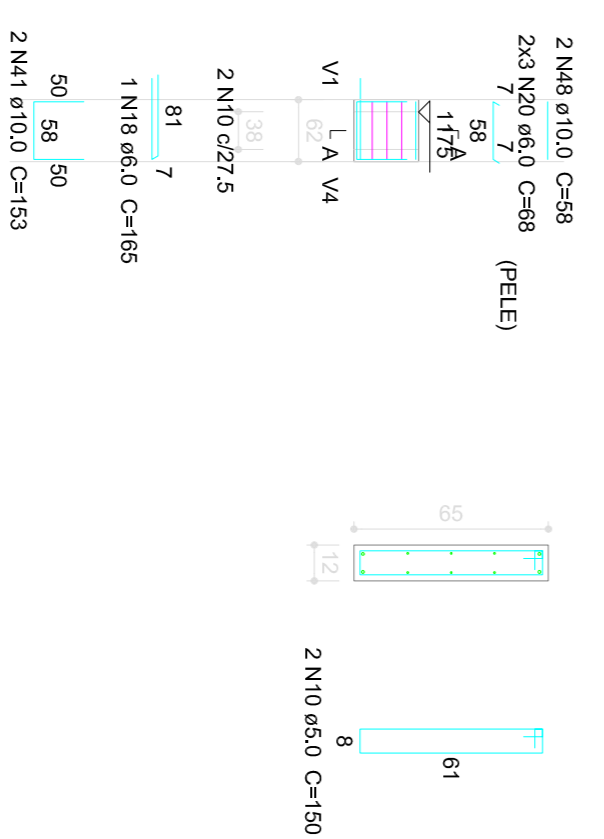
V22 (12 x 65)

ESC 1:75



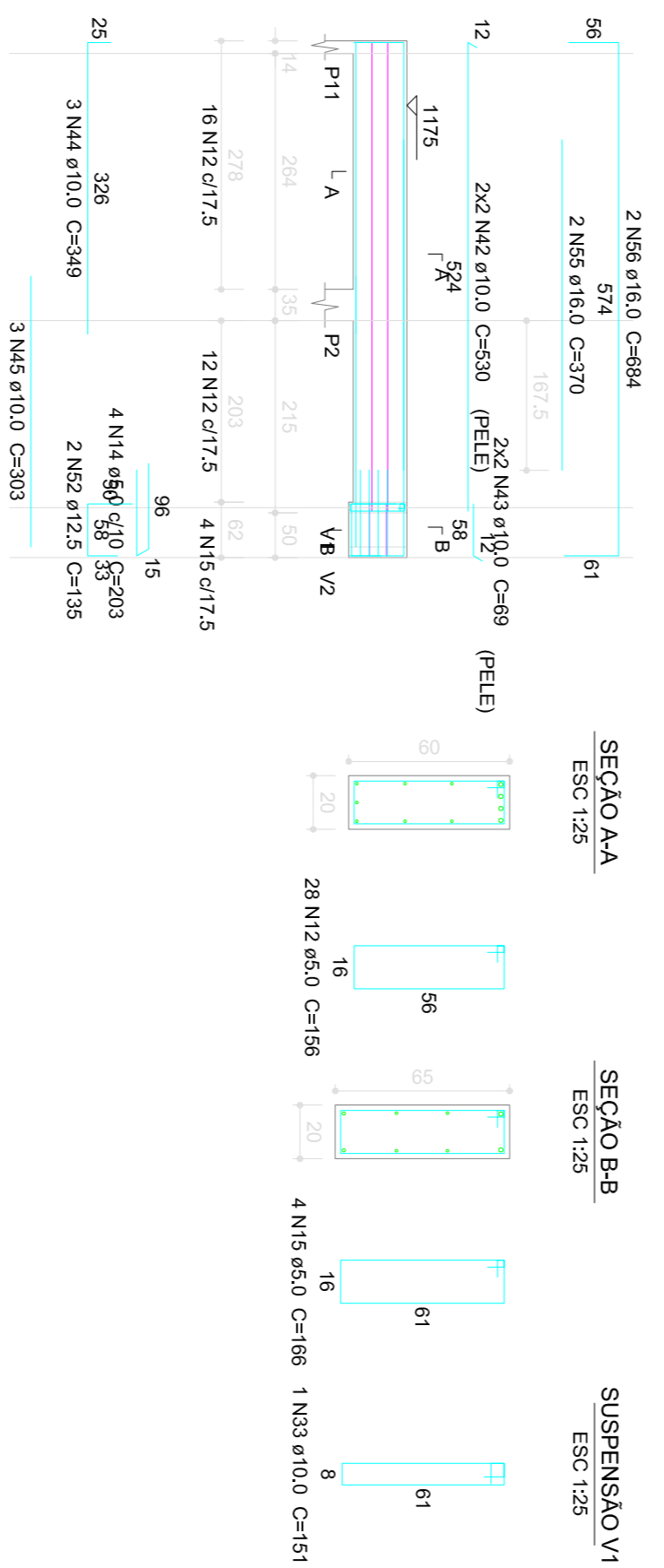
V23 (12 x 65)

ESC 1:75



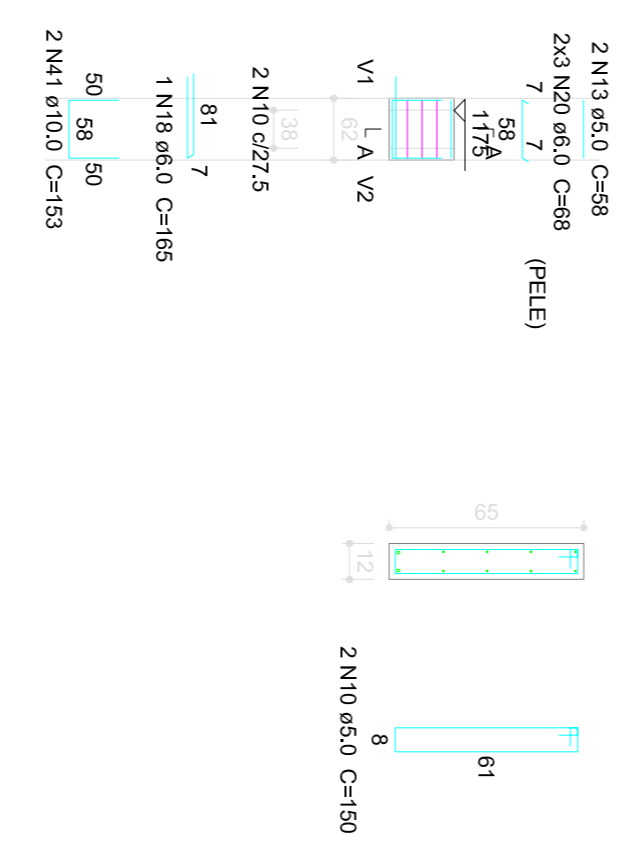
V18 (var)

ESC 1:75



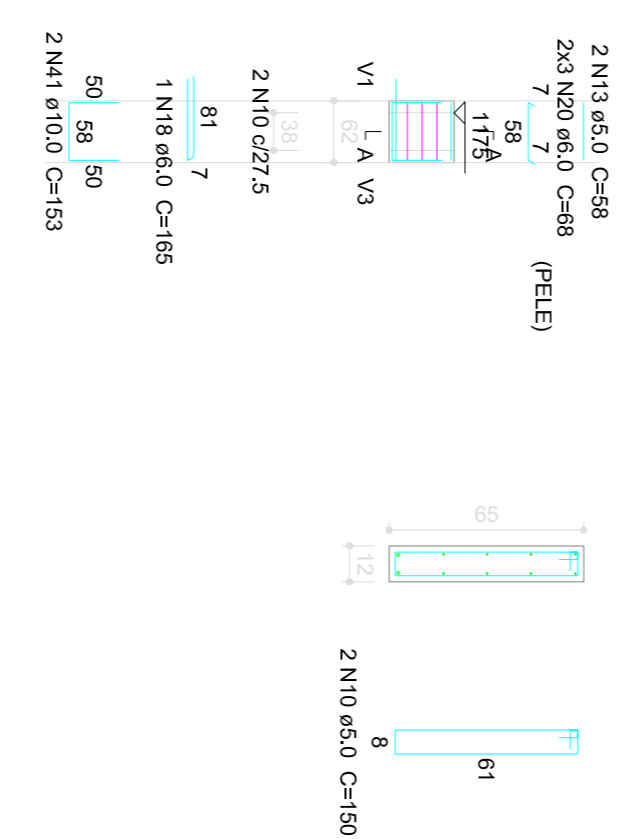
V19 (12 x 65)

ESC 1:75



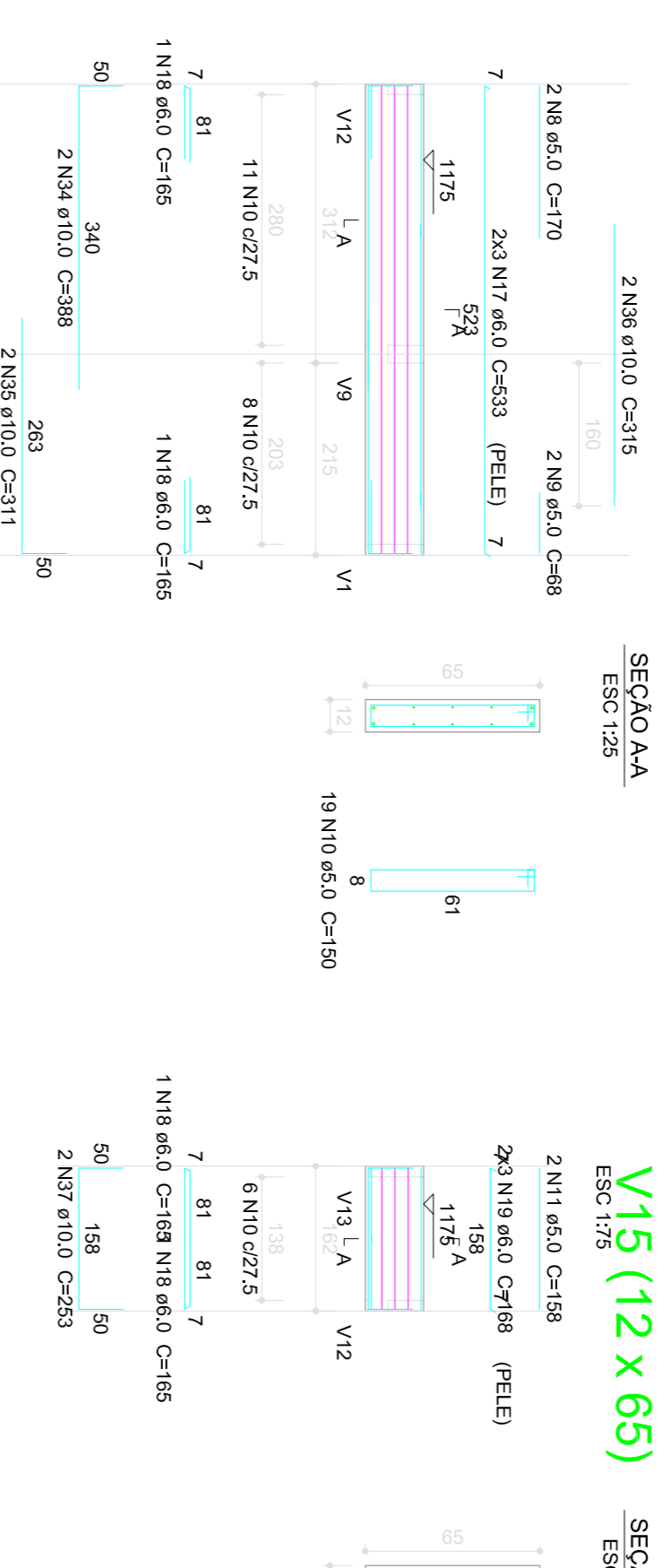
V20 (12 x 65)

ESC 1:75



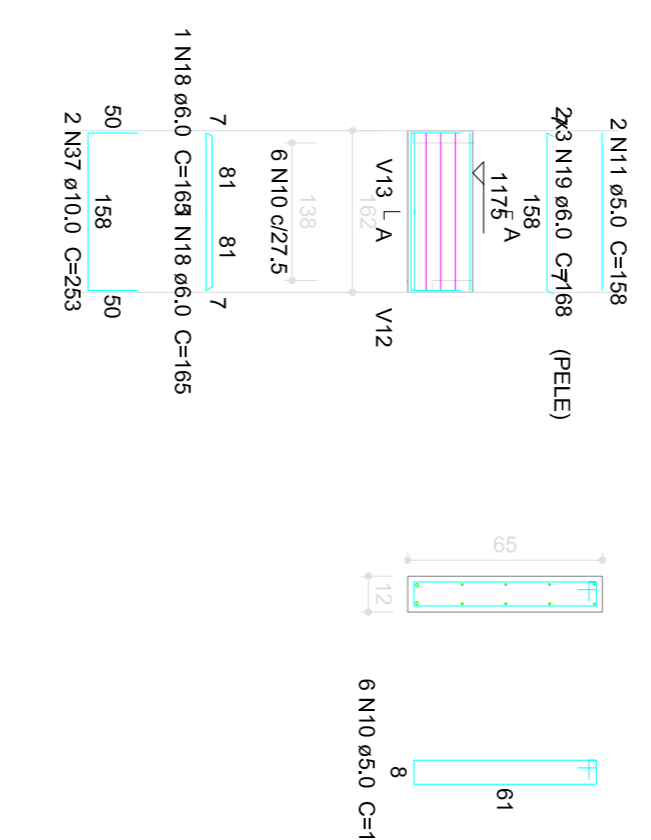
V14 (12 x 65)

ESC 1:75



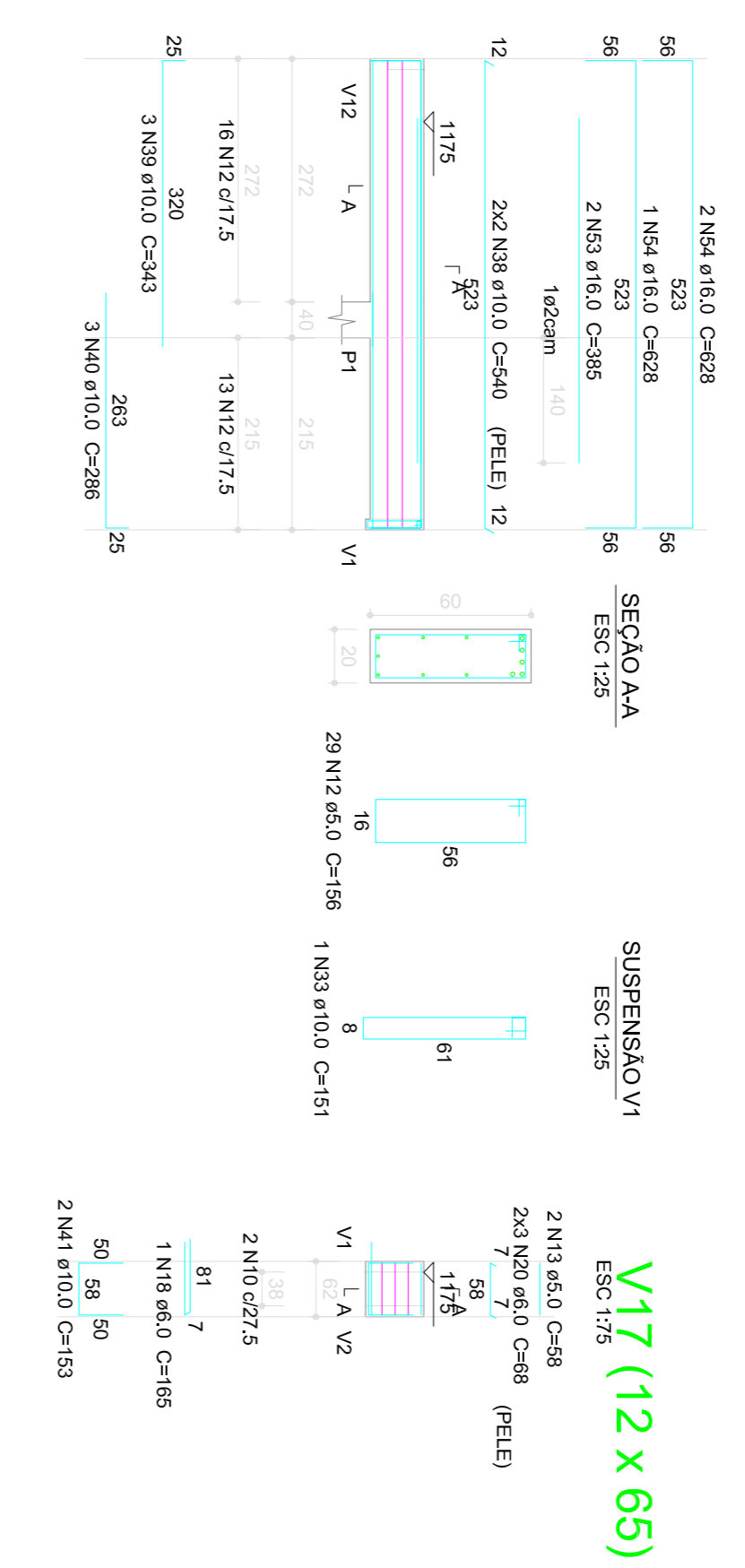
V15 (12 x 65)

ESC 1:75



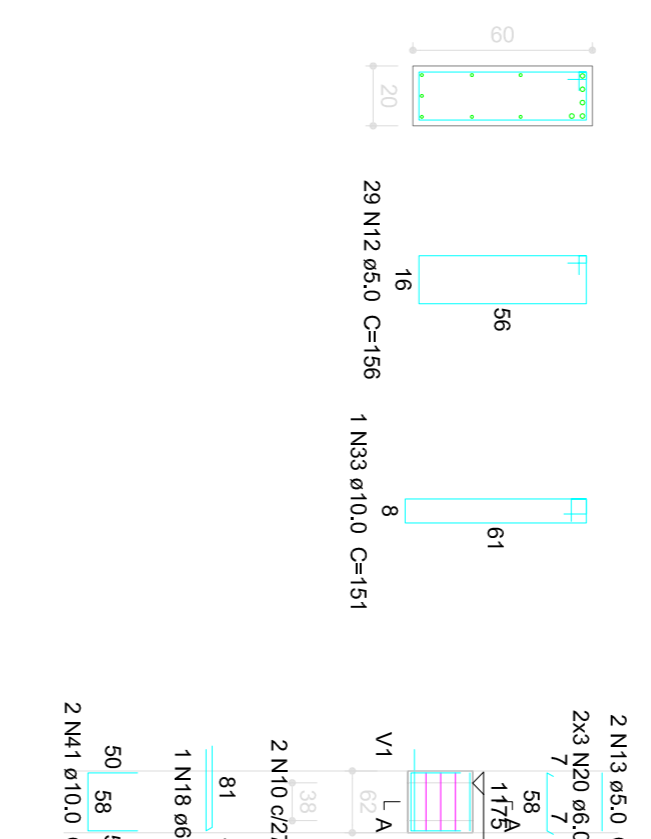
V16 (20 x 60)

ESC 1:75



V17 (12 x 65)


ESC 1:75



Revisões da prancha

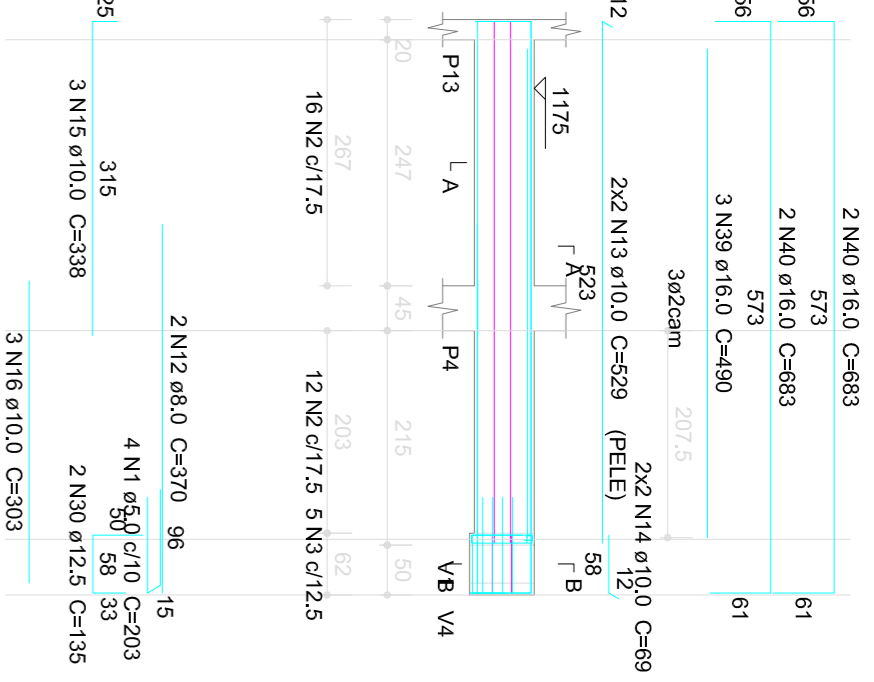
Nº	Comentário	Autor	Data
X	XXXXX	XXXXXX	XXXXXX
X	XXXXX	XXXXXX	XXXXXX
X	XXXXX	XXXXXX	XXXXXX
X	XXXXX	XXXXXX	XXXXXX

Nota:
Deveio ser contidos os cotos no obra.
Deveio previdecer as cotas sobre os desenhos.

PROJETO ESTRUTURAL		FELIPE CAVALCANTE CORREIA LETTE - CREIA 13.292 D CE	
RBR - ITCOMBO			
 VICOSOSA ENGENHARIA RUA PROFESSORA ANA MARIA S/N - VICOSA, CE			
TITULO: PROJETO ESTRUTURAL		TITULO: VICOSA PREV	
PROPRIETARIO: PREFEITURA DE VICOSA DO CEARA		DATA: MAIO/ 2017	
ASSINTE: AS VIGAS DO FERRO		PR: 21 / 24	
RESUMO: RUA PROFESSORA ANA MARIA S/N - VICOSA, CE			

V24 (var)

ESC:175



SEÇÃO AA

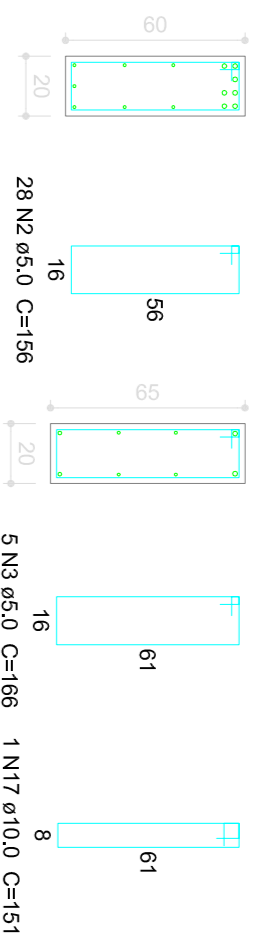
ESC:125

SEÇÃO BB

ESC:125

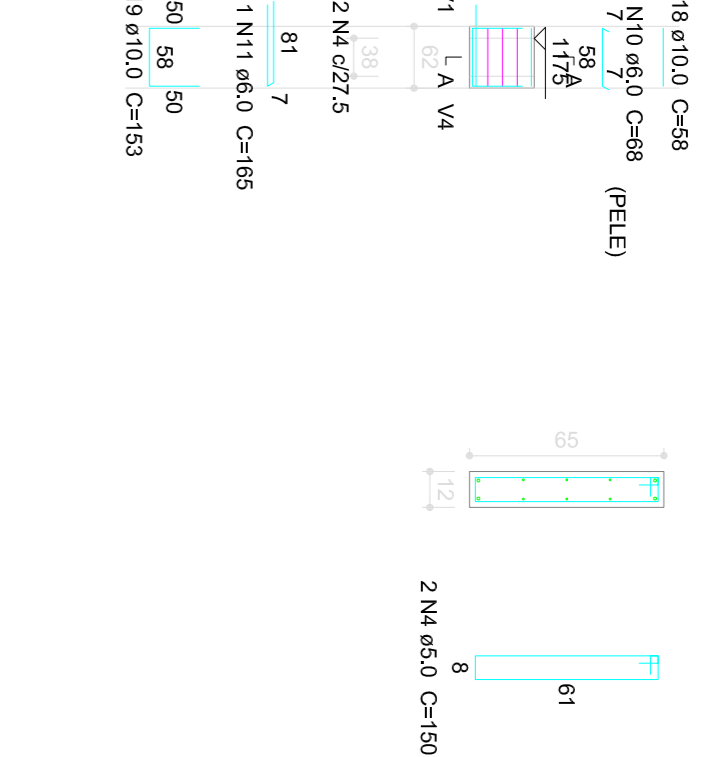
SUSPENSÃO V1

ESC:125



V25 (12 x 65)

ESC:175



SEÇÃO AA

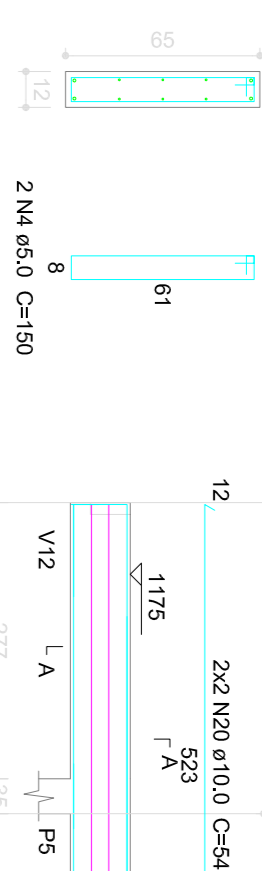
ESC:125

SEÇÃO BB

ESC:125

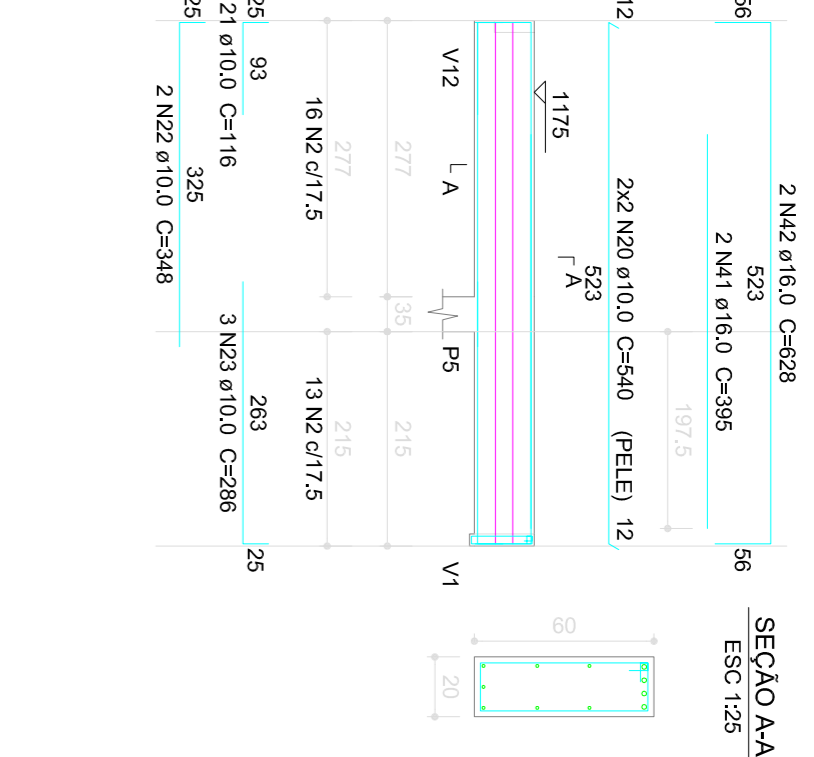
SUSPENSÃO V1

ESC:125



V26 (20 x 60)

ESC:175

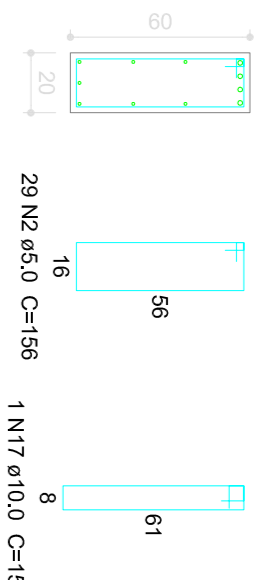


SEÇÃO AA

ESC:125

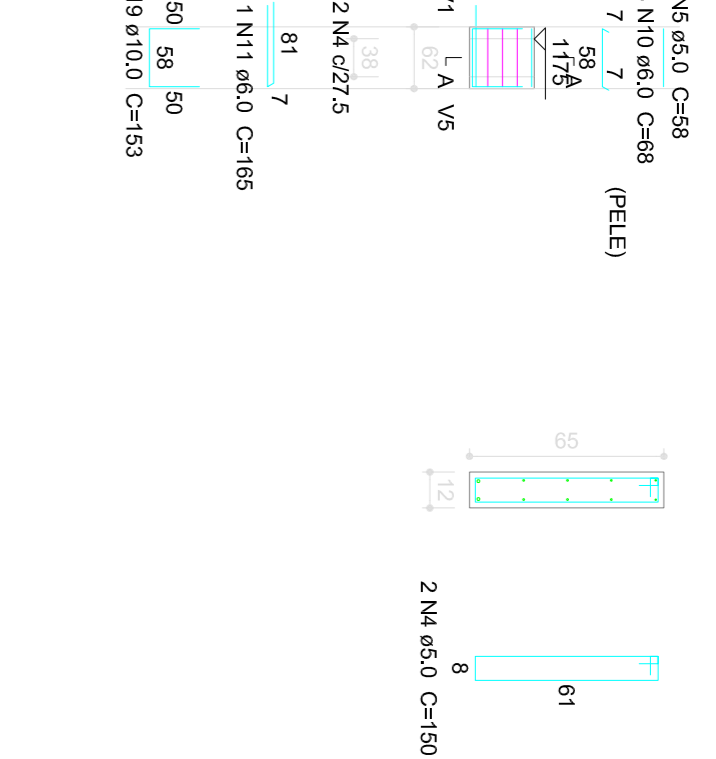
SUSPENSÃO V1

ESC:125



V27 (12 x 65)

ESC:175

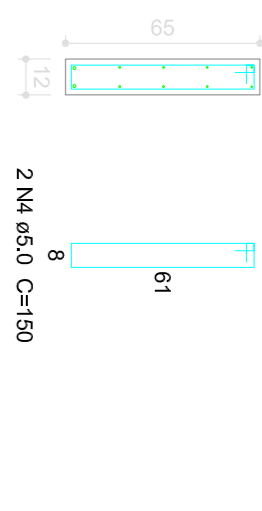


SEÇÃO AA

ESC:125

SUSPENSÃO V1

ESC:125



Relação do aço

ESC:175

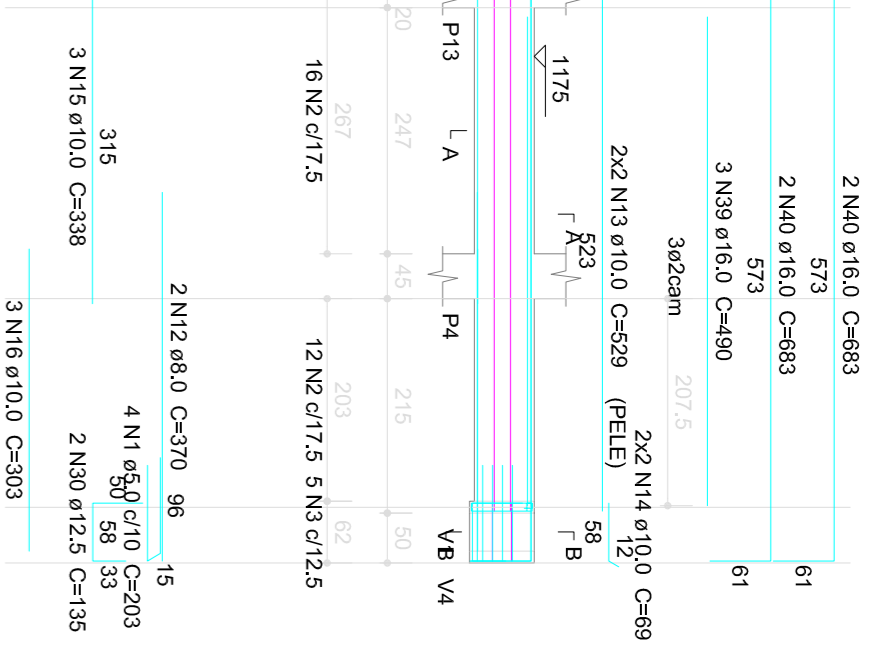
Table with columns: AÇO, N, DMM, QUANT, CLINT, C.TOTAL. Lists steel reinforcement bars V24 through V27.

Resumo do aço

Summary table of steel reinforcement with columns: AÇO, DMM (mm), C.TOTAL (cm), QUANT (Barra), PESO ± 5% (kg), PESO TOTAL (kg).

V28 (var)

ESC:175



SEÇÃO AA

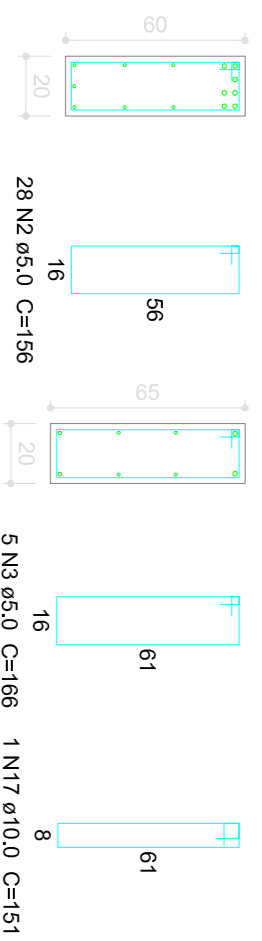
ESC:125

SEÇÃO BB

ESC:125

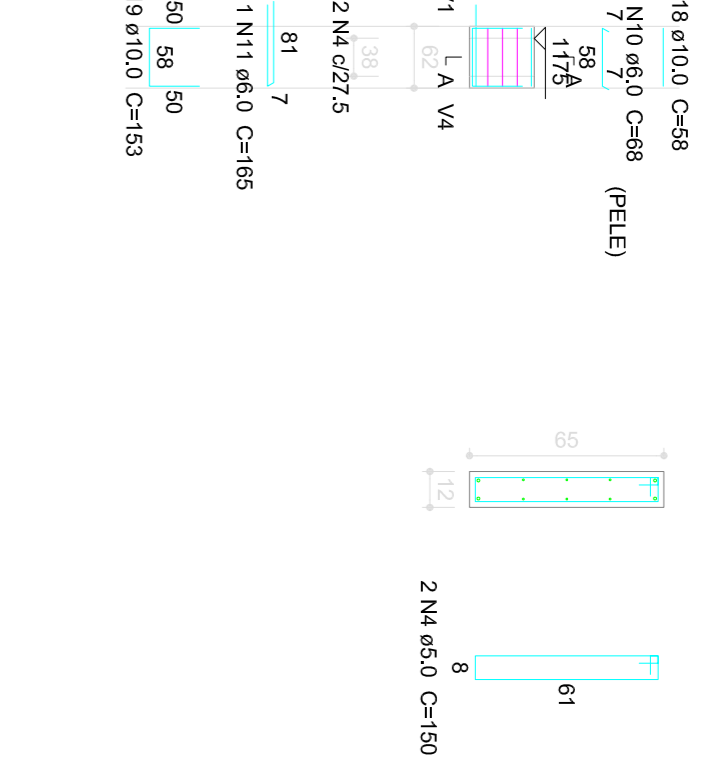
SUSPENSÃO V1

ESC:125



V29 (12 x 65)

ESC:175



SEÇÃO AA

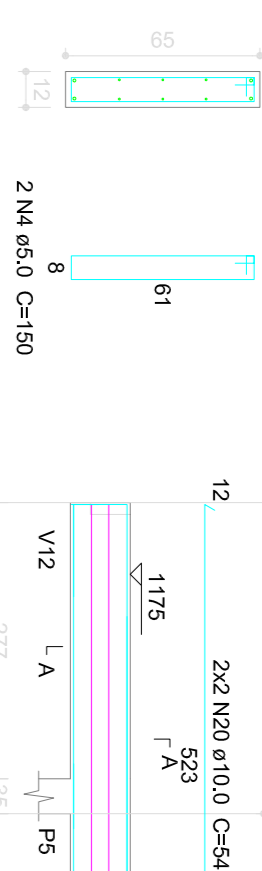
ESC:125

SEÇÃO BB

ESC:125

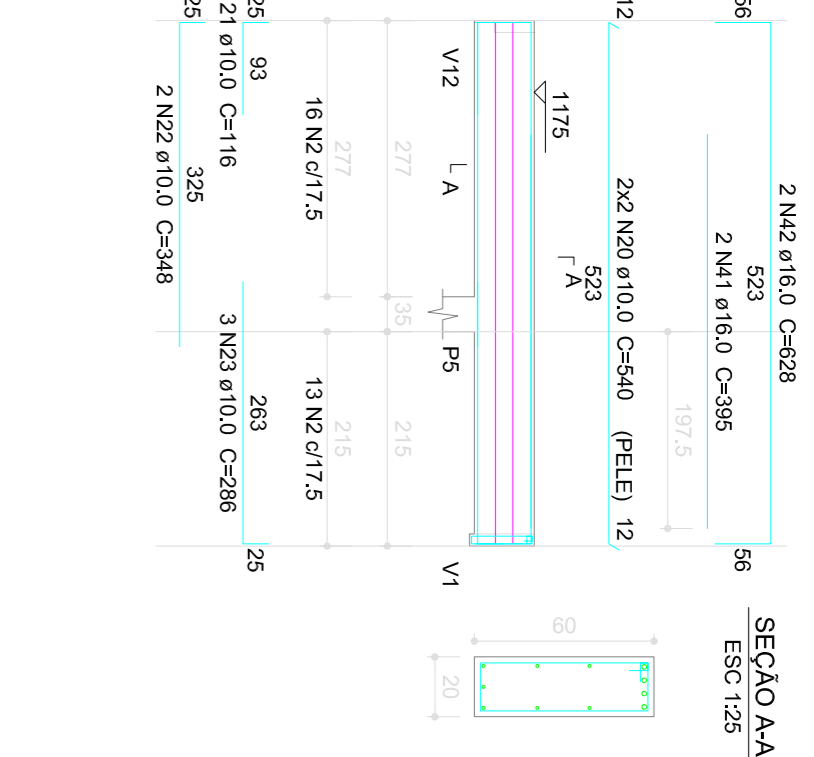
SUSPENSÃO V1

ESC:125



V30 (12 x 40)

ESC:175

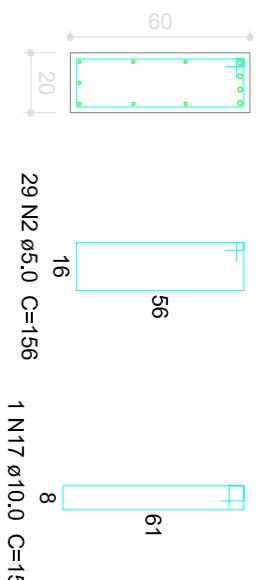


SEÇÃO AA

ESC:125

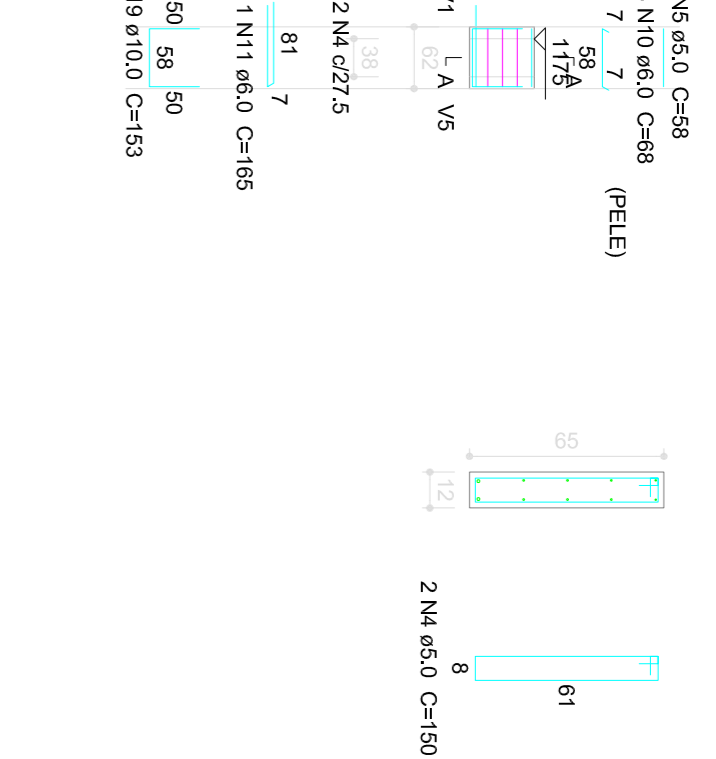
SUSPENSÃO V1

ESC:125



V31 (12 x 65)

ESC:175

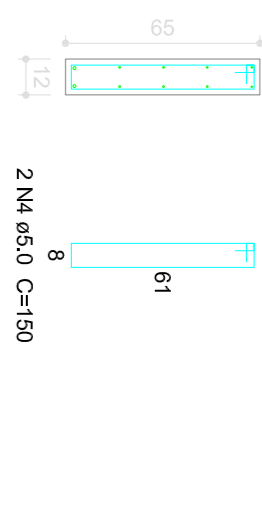


SEÇÃO AA

ESC:125

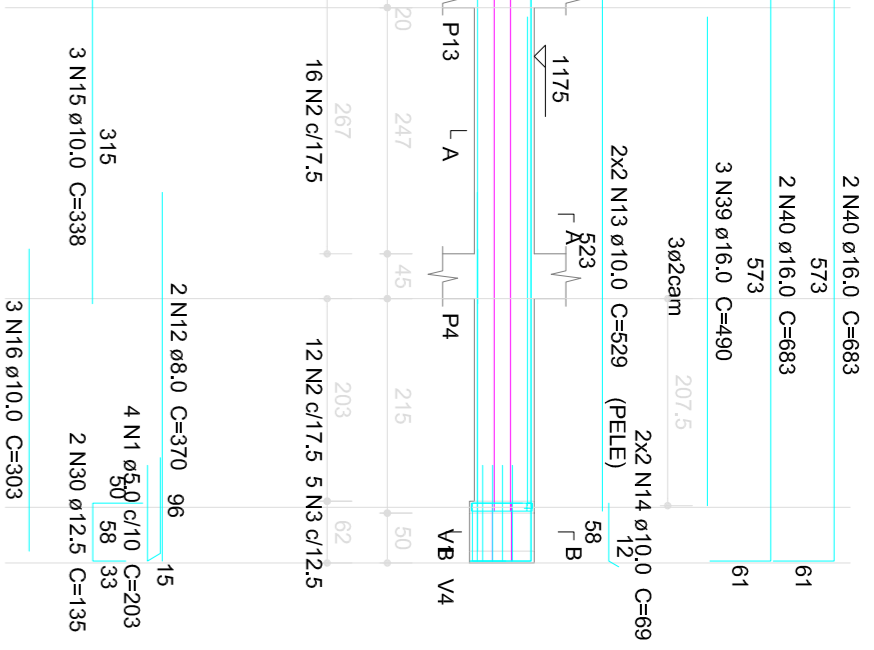
SUSPENSÃO V1

ESC:125



V32 (var)

ESC:175



SEÇÃO AA

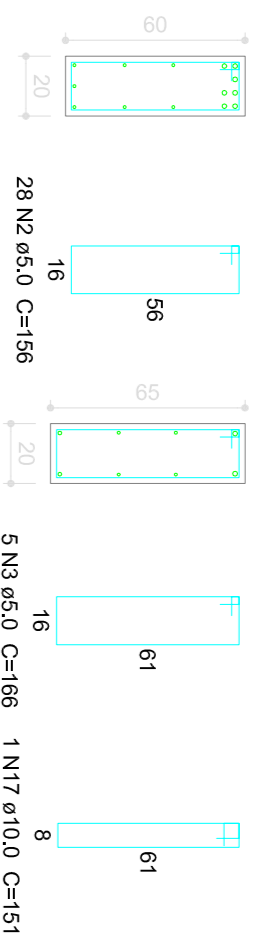
ESC:125

SEÇÃO BB

ESC:125

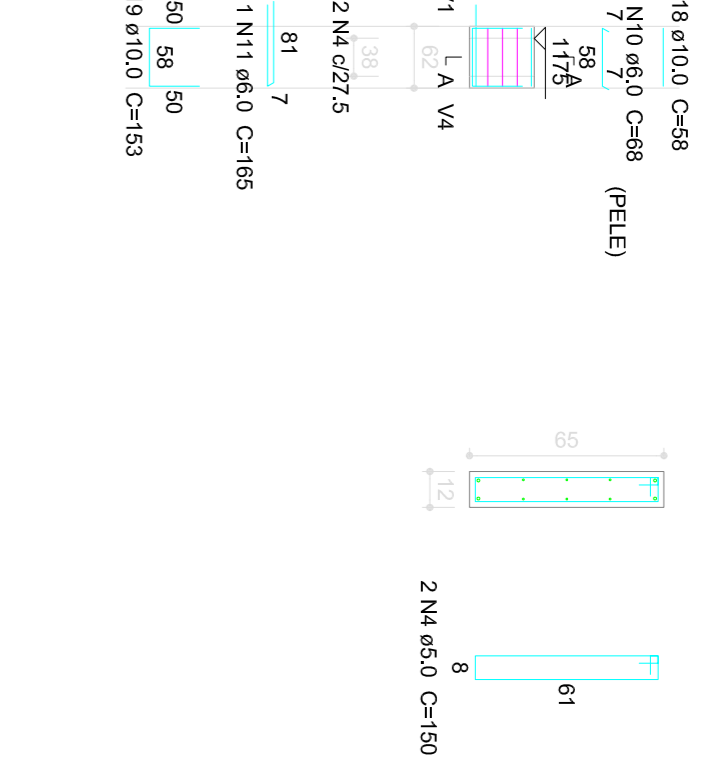
SUSPENSÃO V1

ESC:125



V33 (12 x 65)

ESC:175



SEÇÃO AA

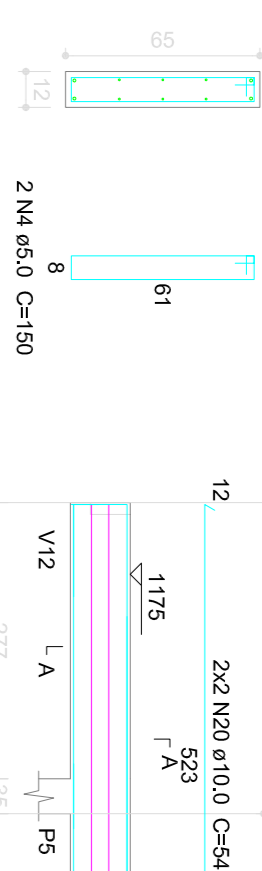
ESC:125

SEÇÃO BB

ESC:125

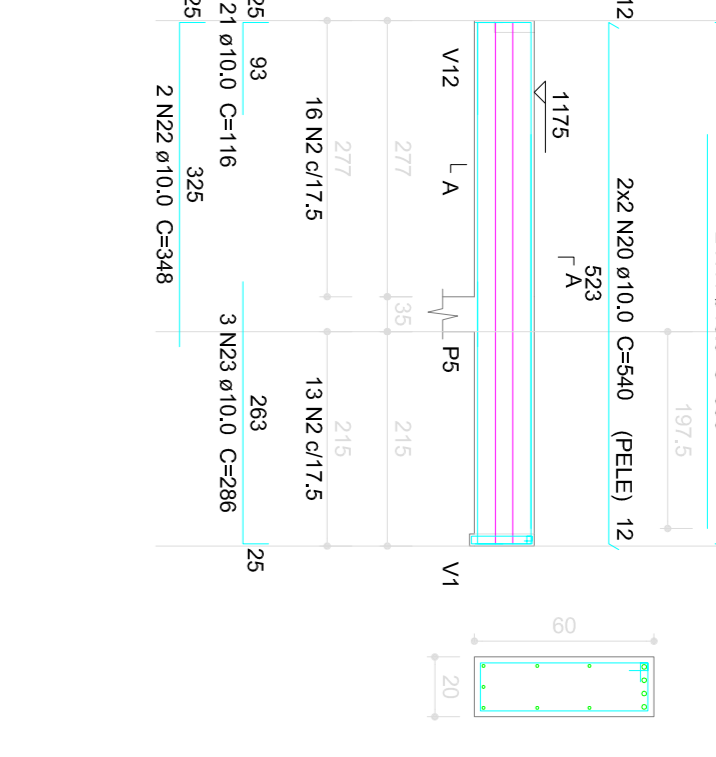
SUSPENSÃO V1

ESC:125



V34 (12 x 65)

ESC:175

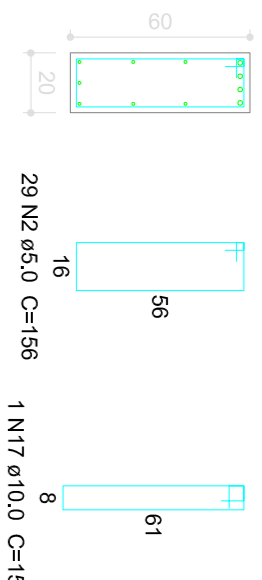


SEÇÃO AA

ESC:125

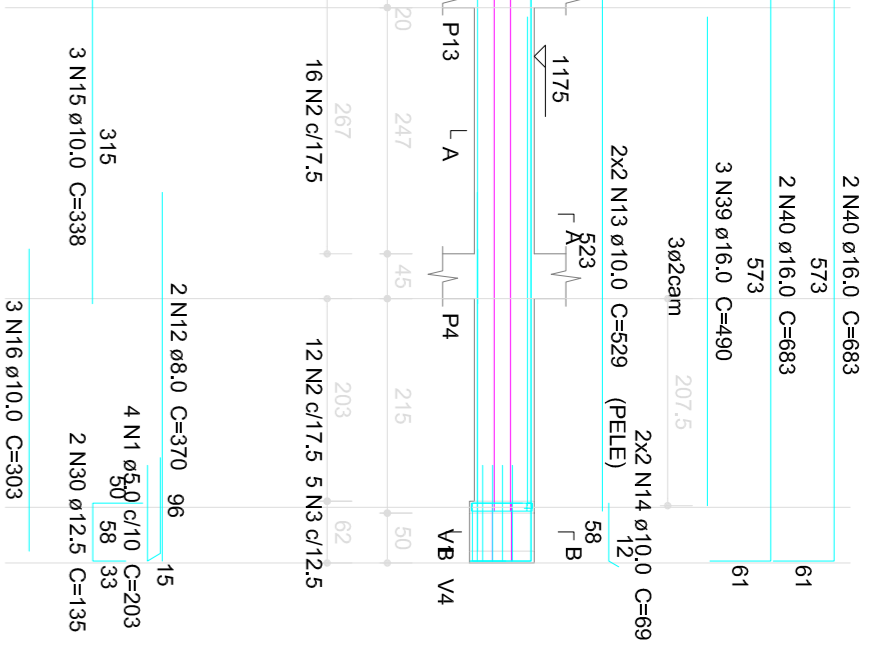
SUSPENSÃO V1

ESC:125



V35 (var)

ESC:175



SEÇÃO AA

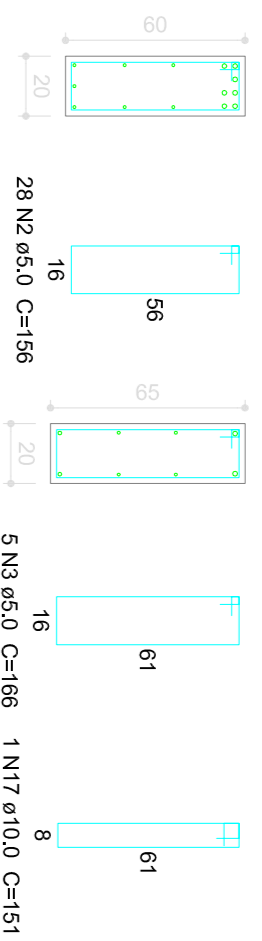
ESC:125

SEÇÃO BB

ESC:125

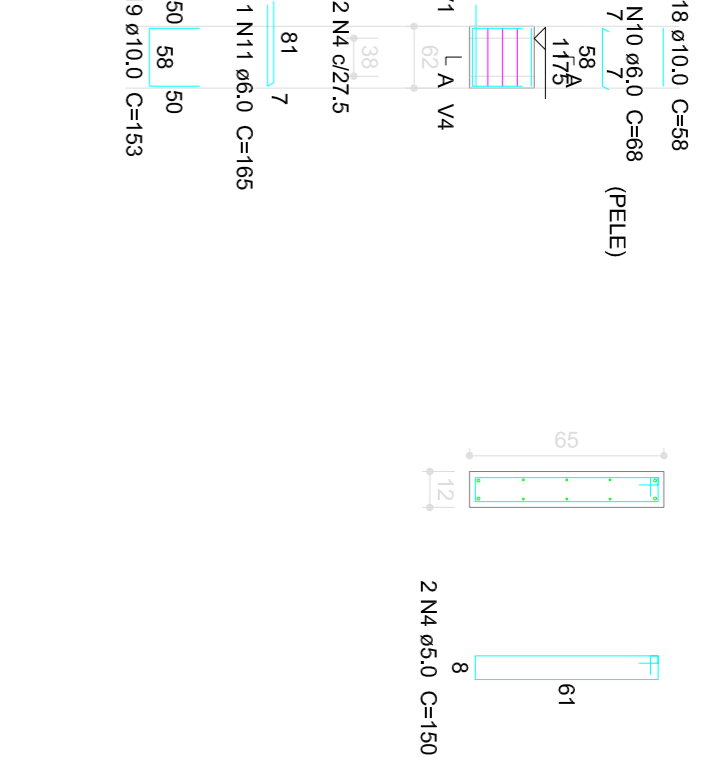
SUSPENSÃO V1

ESC:125



V36 (12 x 65)

ESC:175



SEÇÃO AA

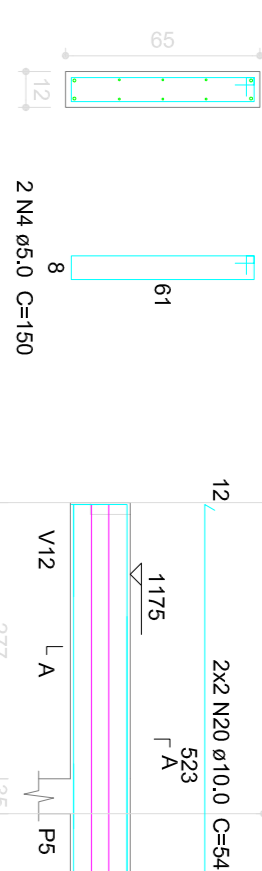
ESC:125

SEÇÃO BB

ESC:125

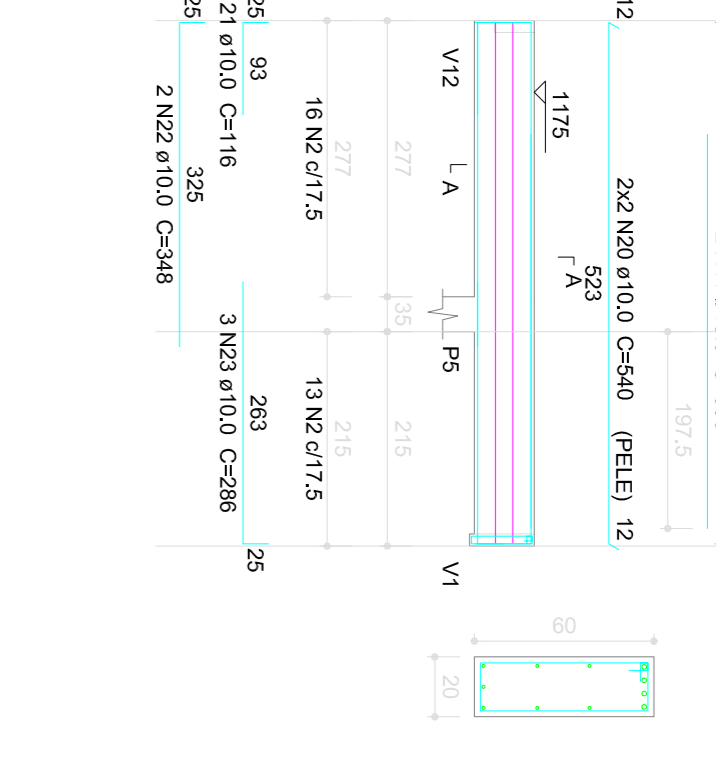
SUSPENSÃO V1

ESC:125



V37 (12 x 65)

ESC:175



SEÇÃO AA

ESC:125

SUSPENSÃO V1

ESC:125

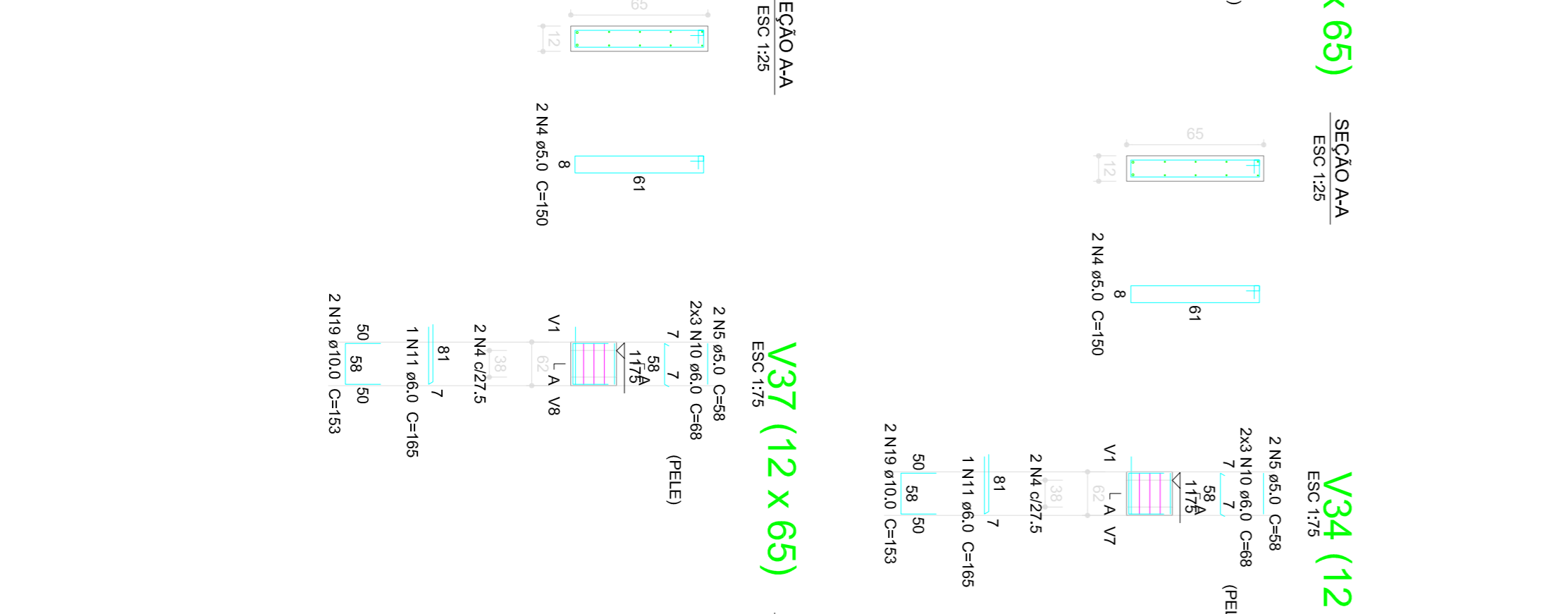
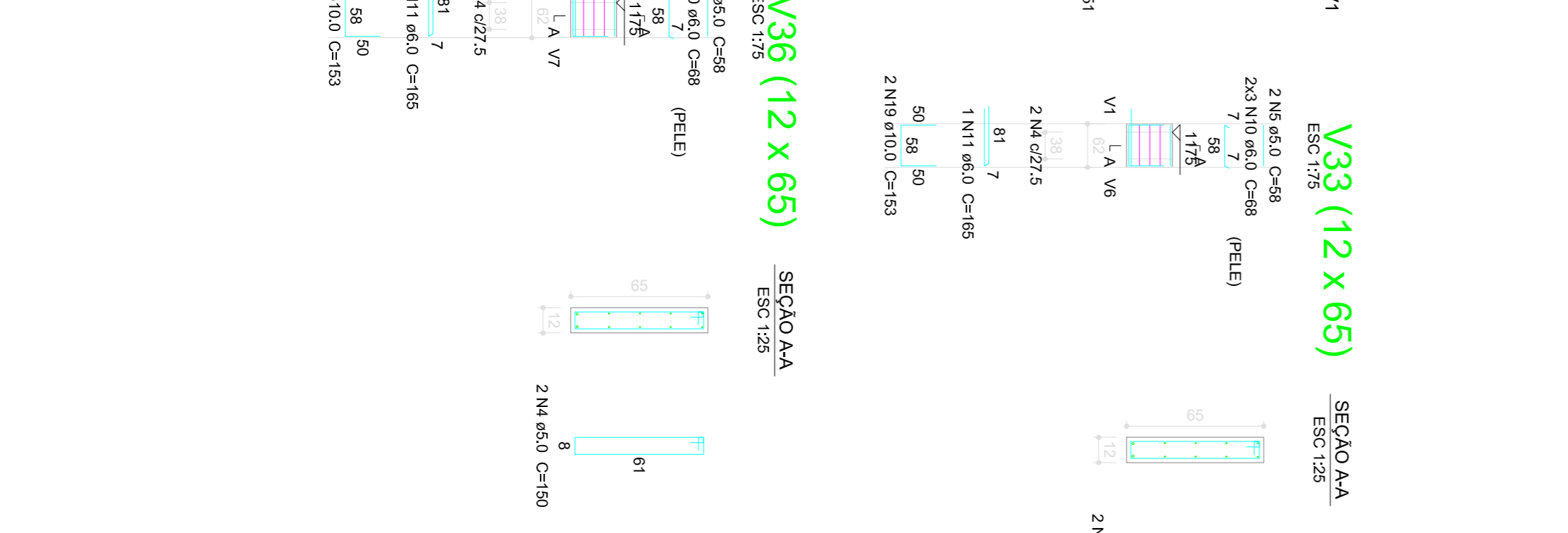
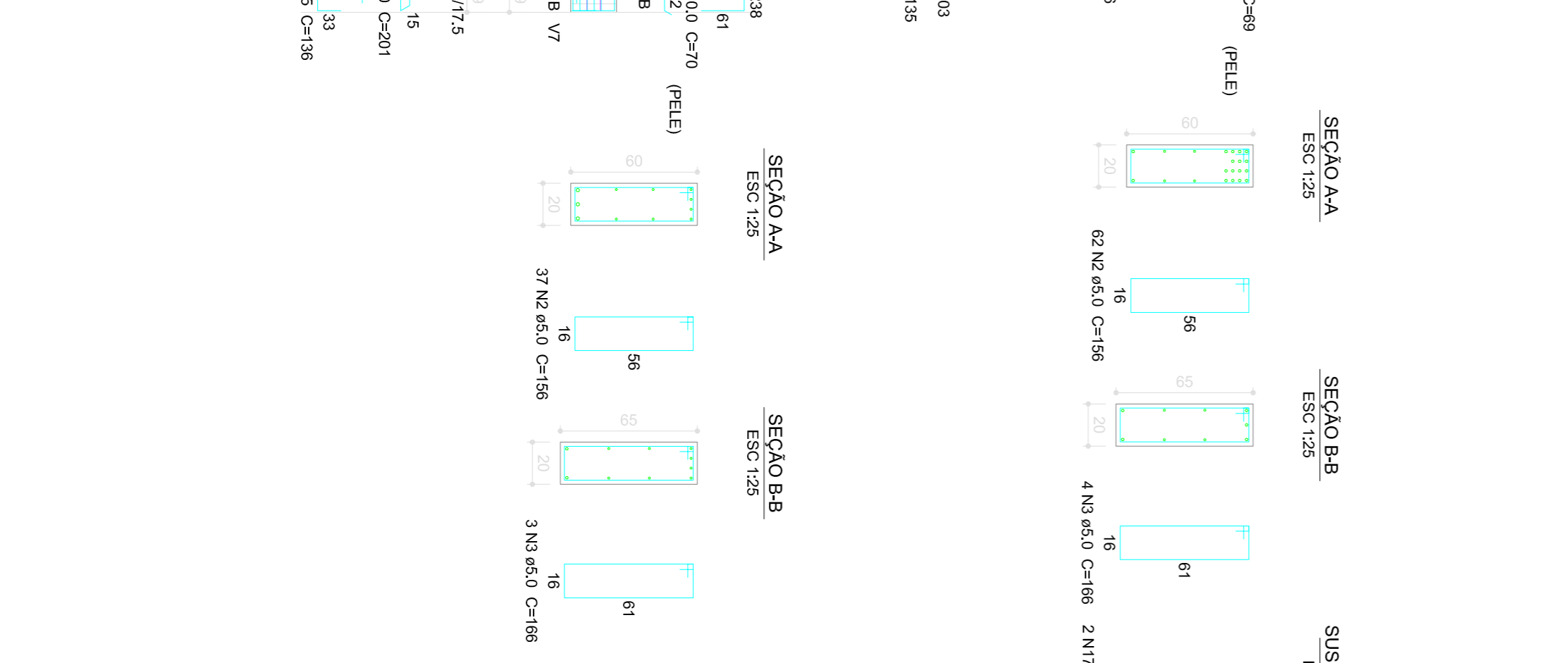
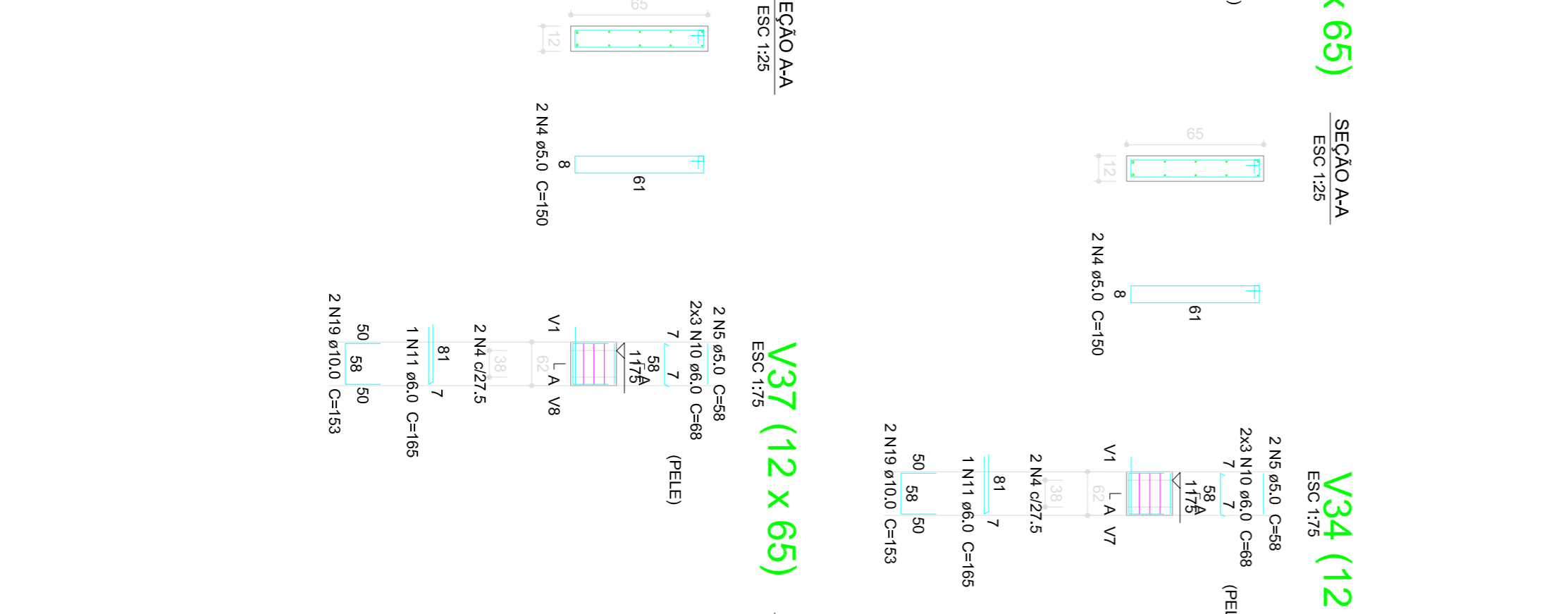
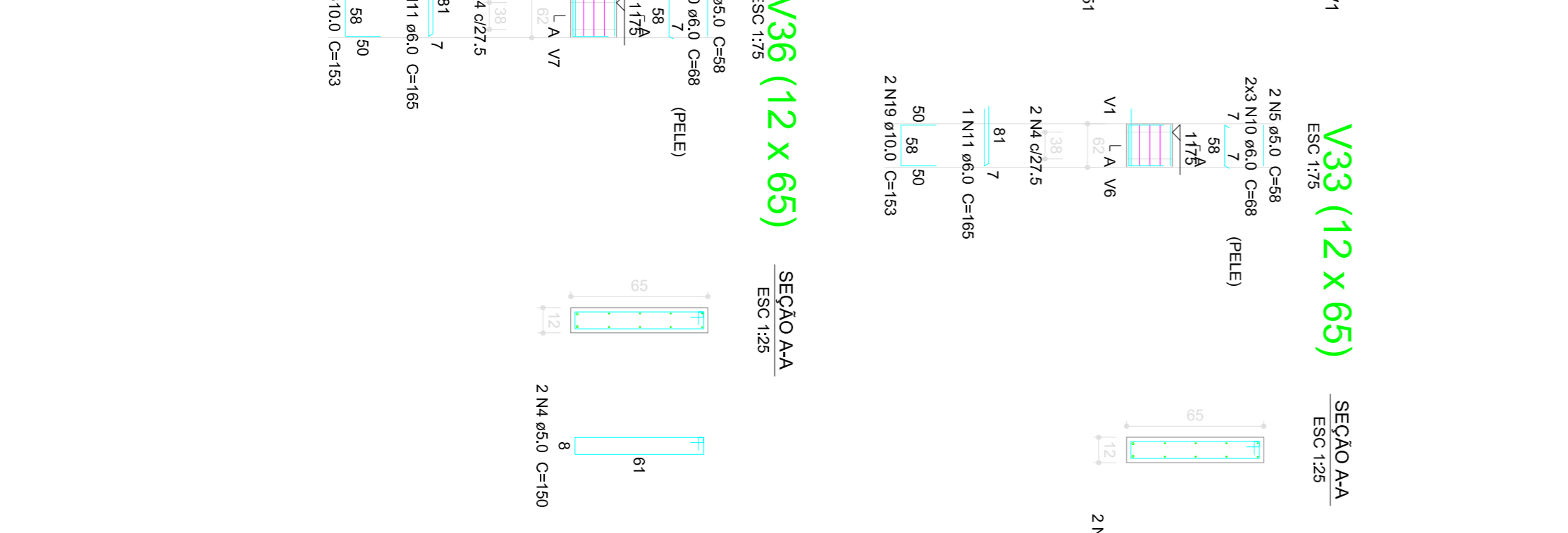
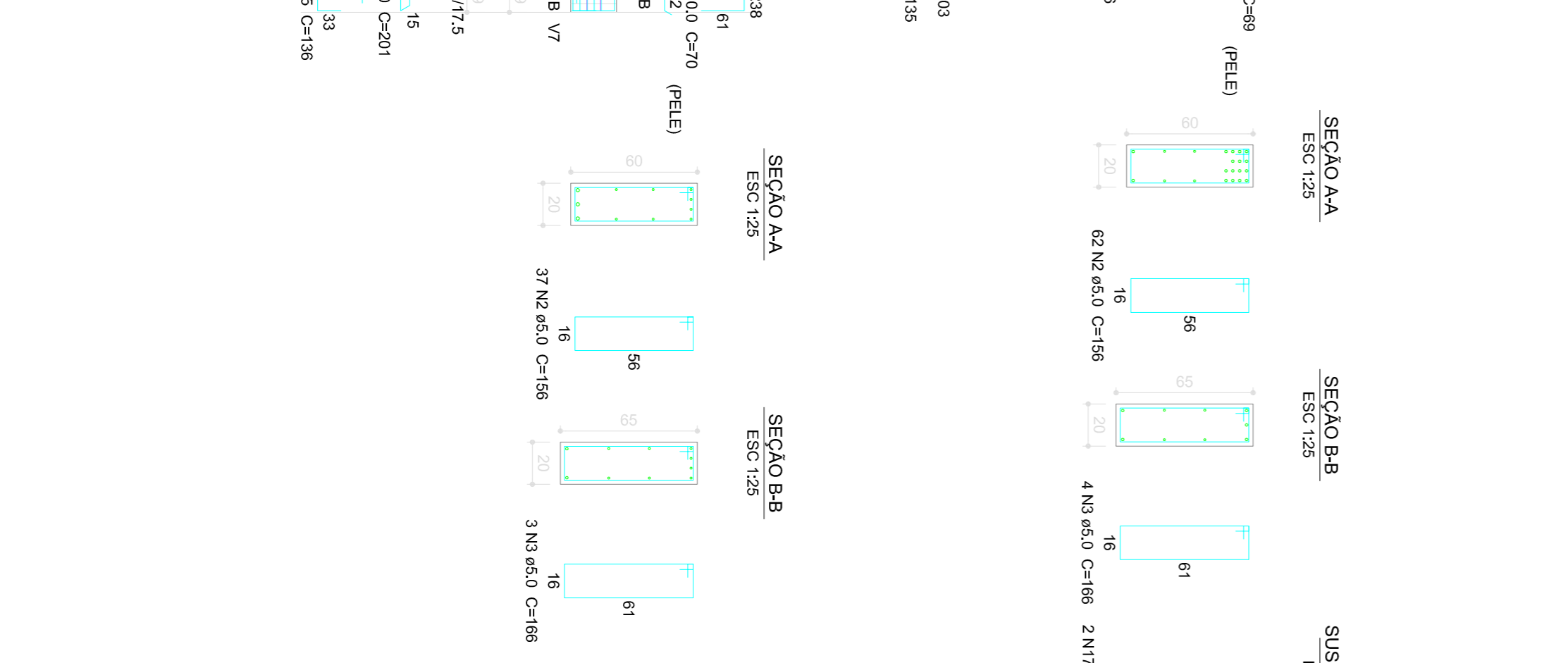
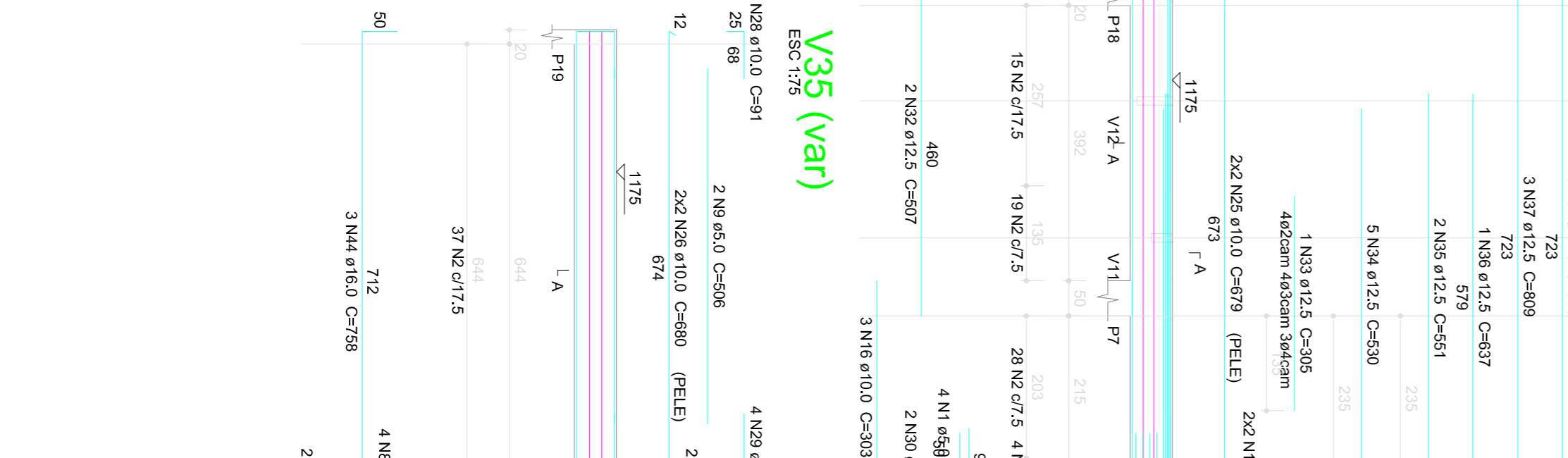
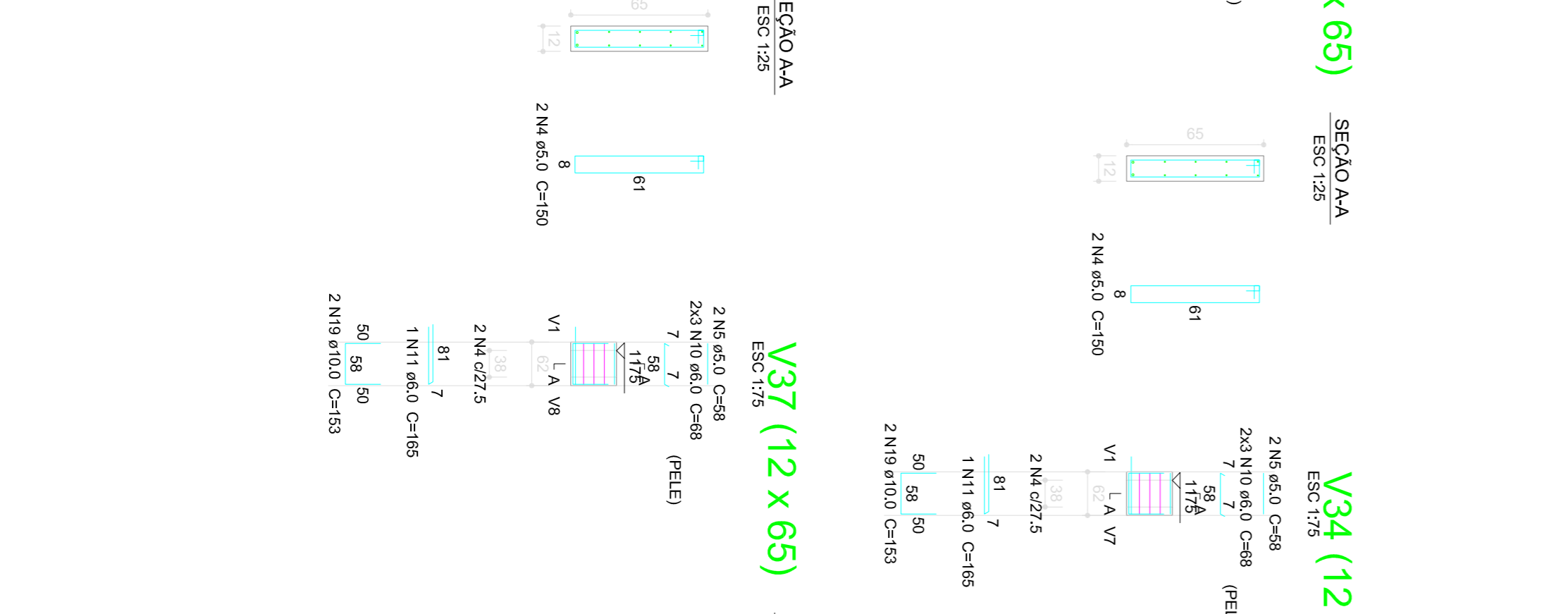
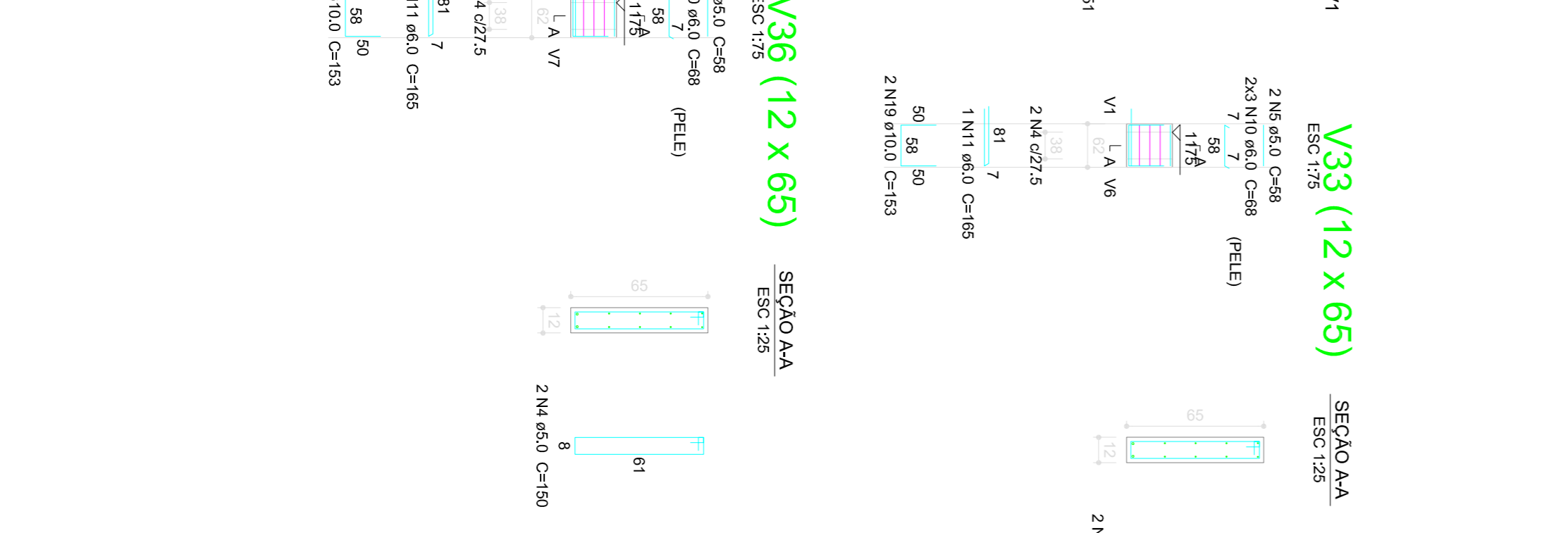
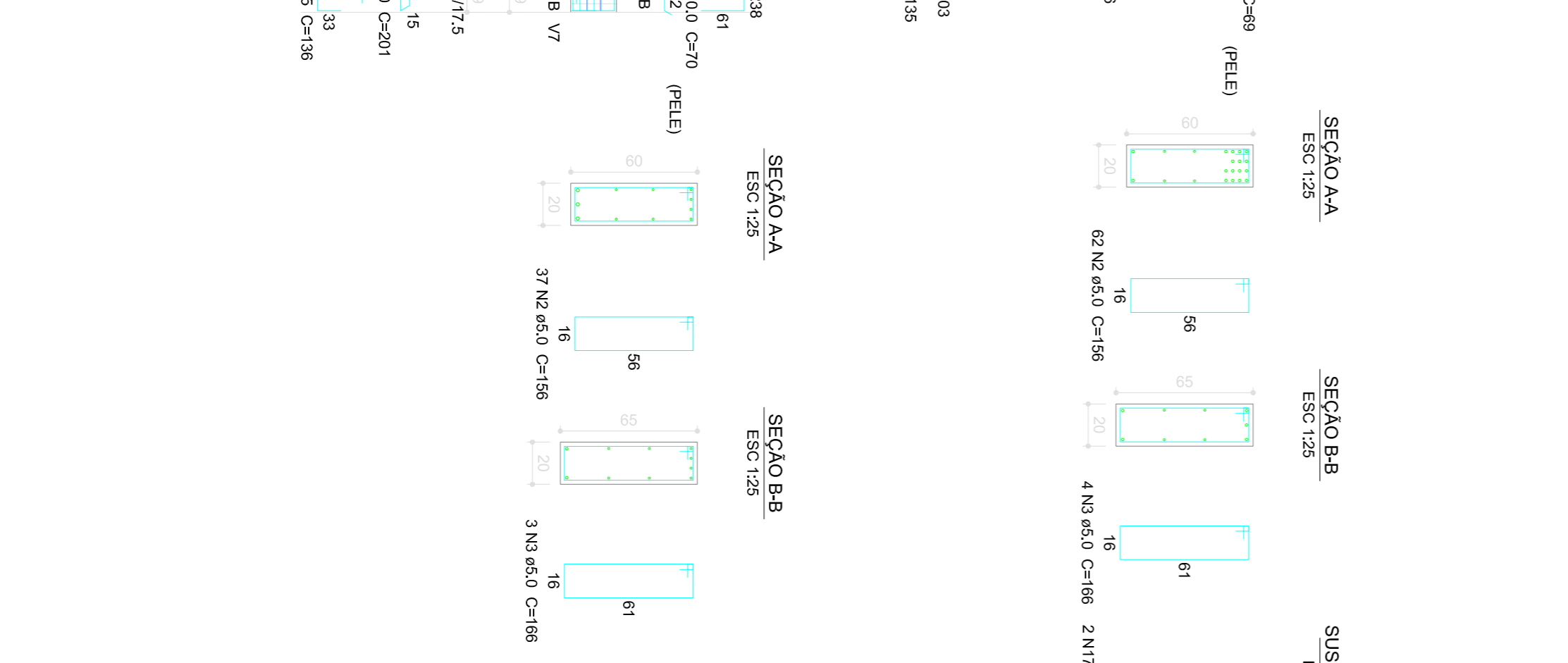
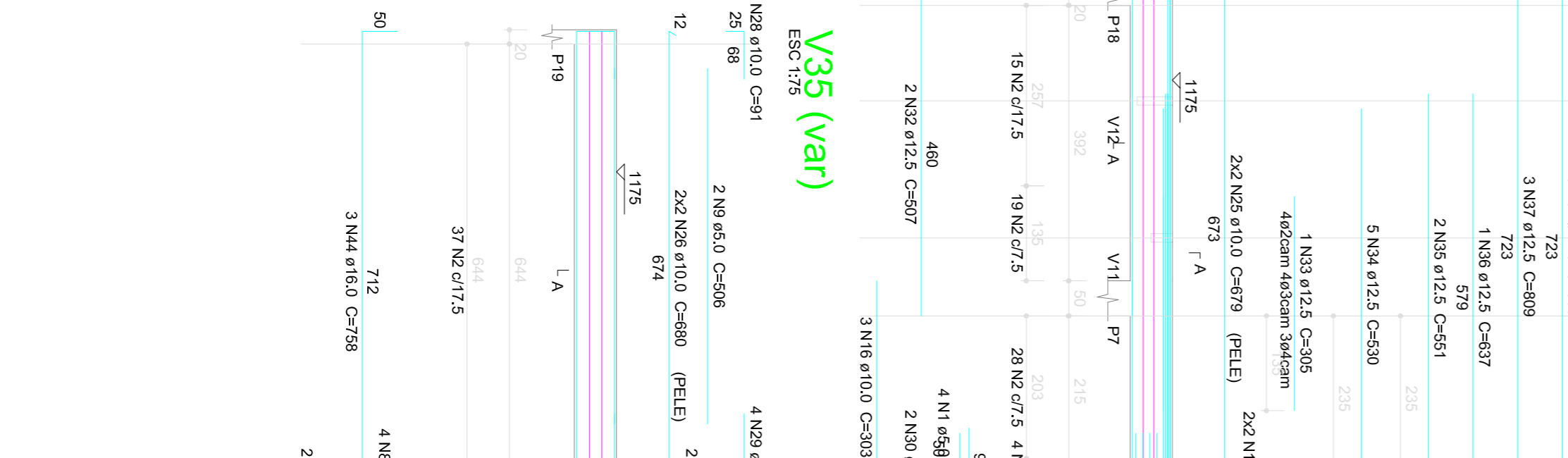
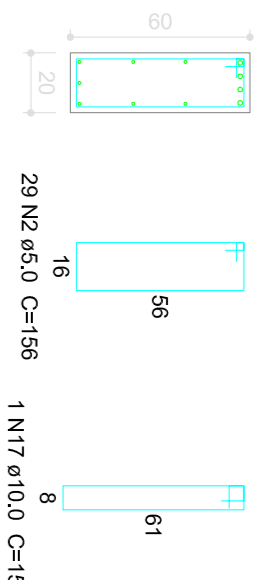


Table with columns: REVISÃO, DATA, NOME. Lists revision details for the structural project.

Table with columns: TIPO, PROJETO ESTRUTURAL. Lists project information.

Table with columns: TIPO, PROJETO ESTRUTURAL. Lists project information.

Table with columns: TIPO, PROJETO ESTRUTURAL. Lists project information.

Table with columns: TIPO, PROJETO ESTRUTURAL. Lists project information.

Table with columns: TIPO, PROJETO ESTRUTURAL. Lists project information.

Table with columns: TIPO, PROJETO ESTRUTURAL. Lists project information.

Table with columns: TIPO, PROJETO ESTRUTURAL. Lists project information.

Table with columns: TIPO, PROJETO ESTRUTURAL. Lists project information.

Table with columns: TIPO, PROJETO ESTRUTURAL. Lists project information.

Table with columns: TIPO, PROJETO ESTRUTURAL. Lists project information.